

15 April 2021 | 1100 hrs | 067/2021

Tertiary-level graduates totalled 4,898 during 2019, equivalent to an increase of 18.1 per cent over the previous year.

## Graduates: 2019

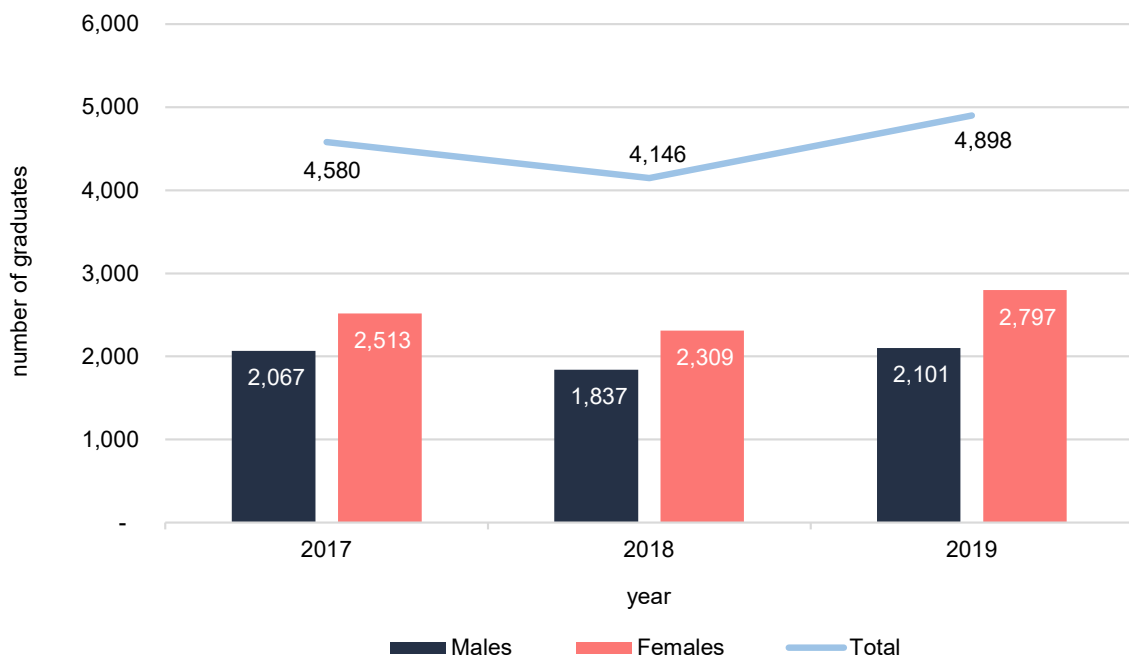
The largest share of tertiary graduates (55.3 per cent) attained a first-degree qualification at ISCED level 6 (Bachelor's or equivalent). This was followed by 33.7 per cent of total graduates who attained their qualification at ISCED Level 7 (Master's or equivalent). When compared to 2018, an increase of 31.1 per cent was recorded in graduates at ISCED level 5 (Short-cycle tertiary education) (Table 1).

The majority of tertiary graduates (57.1 per cent) were females, increasing by 1.4 percentage points when compared to 2018 (Chart 1, Table 1). Females surpassed males in all levels of tertiary education, with the exception of ISCED level 8 (Chart 2). The absolute majority, or 60.5 per cent of tertiary-level graduates, were aged between 20 and 24 years (Table 2).

During 2019, 72.2 per cent of graduates received a qualification from a full-time programme (Table 3). Foreign graduates totalled 640, equivalent to 13.1 per cent of total tertiary-level graduates, increasing by 4.0 percentage points over the previous year (Table 4). Non-EU nationals comprised the largest proportion of foreign tertiary graduates (Chart 3).

The 'Business, administration and law' field of education was the most popular field amongst tertiary graduates in 2019, accounting for more than one third of all tertiary-level graduates, at 34.4 per cent. This was followed by graduates in the 'Health and Welfare' field of education at 18.1 per cent (Table 5, Chart 4) ■

**Chart 1. Tertiary<sup>1</sup> graduates by year and sex**



<sup>1</sup> Tertiary level refers to ISCED 5 - 8. Refer to methodological notes 3 and 4.

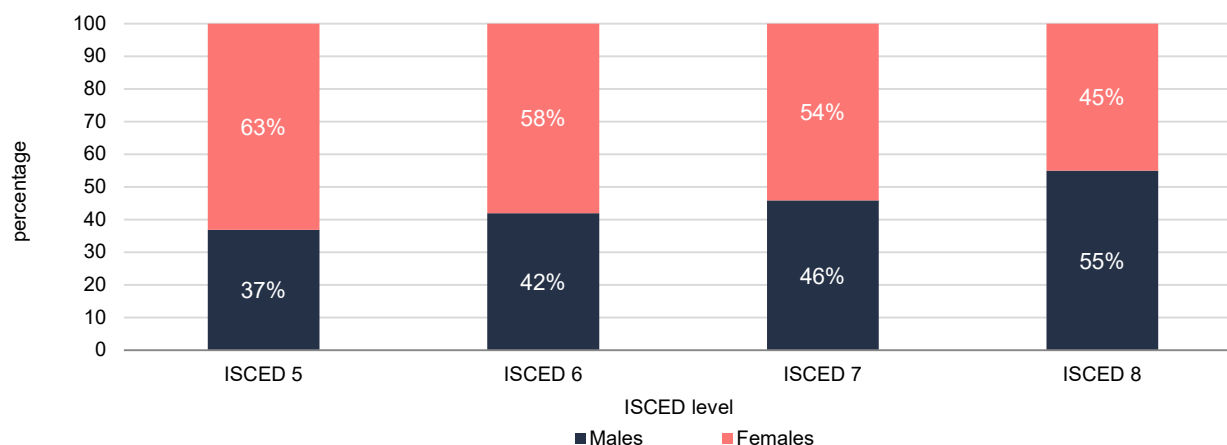
**Table 1. Profile of tertiary<sup>1</sup> graduates by year**

Characteristics	Year			Change	Percentage change
	2017	2018	2019	2019/2018	
<b>Sex</b>					
Males	2,067	1,837	2,101	264	14.4
Females	2,513	2,309	2,797	488	21.1
<b>Age group</b>					
Under 20	103	60	56	-4	-6.7
20 to 29	3,693	3,325	3,806	481	14.5
30 to 49	694	654	905	251	38.4
50 and over	90	107	131	24	22.4
<b>Nationality</b>					
Maltese	4,237	3,769	4,258	489	13.0
Other EU	158	175	189	14	8.0
Non-EU	185	202	451	249	123.3
<b>District of residence</b>					
Southern Harbour	612	525	612	87	16.6
Northern Harbour	1,344	1,198	1,395	197	16.4
South Eastern	674	622	726	104	16.7
Western	759	695	745	50	7.2
Northern	812	754	794	40	5.3
Gozo and Comino	350	319	393	74	23.2
Foreign residence	29	33	233	200	606.1
<b>ISCED Level (2011)<sup>2</sup></b>					
ISCED 5 - Short-cycle tertiary education	720	380	498	118	31.1
ISCED 6 - Bachelor's or equivalent	2,506	2,383	2,707	324	13.6
ISCED 7 - Master's or equivalent	1,300	1,330	1,653	323	24.3
ISCED 8 - Doctoral or equivalent	54	53	40	-13	-24.5
<b>Intensity of study</b>					
Full-time	3,580	3,153	3,538	385	12.2
Part-time	1,000	993	1,360	367	37.0
<b>Type of institution</b>					
State	4,269	3,754	4,089	335	8.9
Independent	311	392	809	417	106.4
<b>Total tertiary graduates</b>	<b>4,580</b>	<b>4,146</b>	<b>4,898</b>	<b>752</b>	<b>18.1</b>

<sup>1</sup> Tertiary level refers to ISCED Levels 5 - 8. Refer to methodological notes 3 and 4.

<sup>2</sup> For ISCED-2011 classification refer to methodological notes 4 and 6.

**Chart 2. Percentage distribution of tertiary<sup>1</sup> graduates by ISCED level<sup>2</sup> and sex: 2019**



<sup>1</sup> Tertiary level refers to ISCED Levels 5 - 8. Refer to methodological notes 3 and 4.

<sup>2</sup> For ISCED-2011 classification refer to methodological notes 4 and 6.

Table 2. Tertiary<sup>1</sup> graduates by year, sex and age group

Age group	Year			Change	Percentage change
	2017	2018	2019		
	<b>Males</b>				
Under 20	53	18	24	6	33.3
20-24	1,319	1,146	1,222	76	6.6
25-29	297	302	414	112	37.1
30-34	160	127	172	45	35.4
35-39	82	88	90	2	2.3
40-44	73	68	69	1	1.5
45-49	39	40	48	8	20.0
50-54	21	25	24	-1	-4.0
55-59	13	9	20	11	122.2
60-64	5	7	7	-	-
65+	5	7	11	4	57.1
<b>Total</b>	<b>2,067</b>	<b>1,837</b>	<b>2,101</b>	<b>264</b>	<b>14.4</b>
	<b>Females</b>				
Under 20	50	42	32	-10	-23.8
20-24	1,702	1,535	1,739	204	13.3
25-29	375	342	431	89	26.0
30-34	136	134	203	69	51.5
35-39	97	81	135	54	66.7
40-44	66	76	122	46	60.5
45-49	41	40	66	26	65.0
50-54	28	39	38	-1	-2.6
55-59	13	16	23	7	43.8
60-64	3	3	4	1	33.3
65+	2	1	4	3	300.0
<b>Total</b>	<b>2,513</b>	<b>2,309</b>	<b>2,797</b>	<b>488</b>	<b>21.1</b>
	<b>Total</b>				
Under 20	103	60	56	-4	-6.7
20-24	3,021	2,681	2,961	280	10.4
25-29	672	644	845	201	31.2
30-34	296	261	375	114	43.7
35-39	179	169	225	56	33.1
40-44	139	144	191	47	32.6
45-49	80	80	114	34	42.5
50-54	49	64	62	-2	-3.1
55-59	26	25	43	18	72.0
60-64	8	10	11	1	10.0
65+	7	8	15	7	87.5
<b>Total</b>	<b>4,580</b>	<b>4,146</b>	<b>4,898</b>	<b>752</b>	<b>18.1</b>

<sup>1</sup> Tertiary level refers to ISCED Levels 5 - 8. Refer to methodological notes 3 and 4.

**Table 3. Tertiary<sup>1</sup> graduates by year, intensity of study and ISCED Level<sup>2</sup>**

ISCED Level (2011)	Year			Change	Percentage change
	2017	2018	2019	2019/2018	
	<b>Full-time</b>				
ISCED 5	609	204	250	46	22.5
ISCED 6	2,098	2,069	2,266	197	9.5
ISCED 7	840	852	997	145	17.0
ISCED 8	33	28	25	-3	-10.7
<b>Total</b>	<b>3,580</b>	<b>3,153</b>	<b>3,538</b>	<b>385</b>	<b>12.2</b>
	<b>Part-time</b>				
ISCED 5	111	176	248	72	40.9
ISCED 6	408	314	441	127	40.4
ISCED 7	460	478	656	178	37.2
ISCED 8	21	25	15	-10	-40.0
<b>Total</b>	<b>1,000</b>	<b>993</b>	<b>1,360</b>	<b>367</b>	<b>37.0</b>
	<b>Total</b>				
ISCED 5	720	380	498	118	31.1
ISCED 6	2,506	2,383	2,707	324	13.6
ISCED 7	1,300	1,330	1,653	323	24.3
ISCED 8	54	53	40	-13	-24.5
<b>Total</b>	<b>4,580</b>	<b>4,146</b>	<b>4,898</b>	<b>752</b>	<b>18.1</b>

<sup>1</sup> Tertiary level refers to ISCED Levels 5 - 8. Refer to methodological notes 3 and 4.

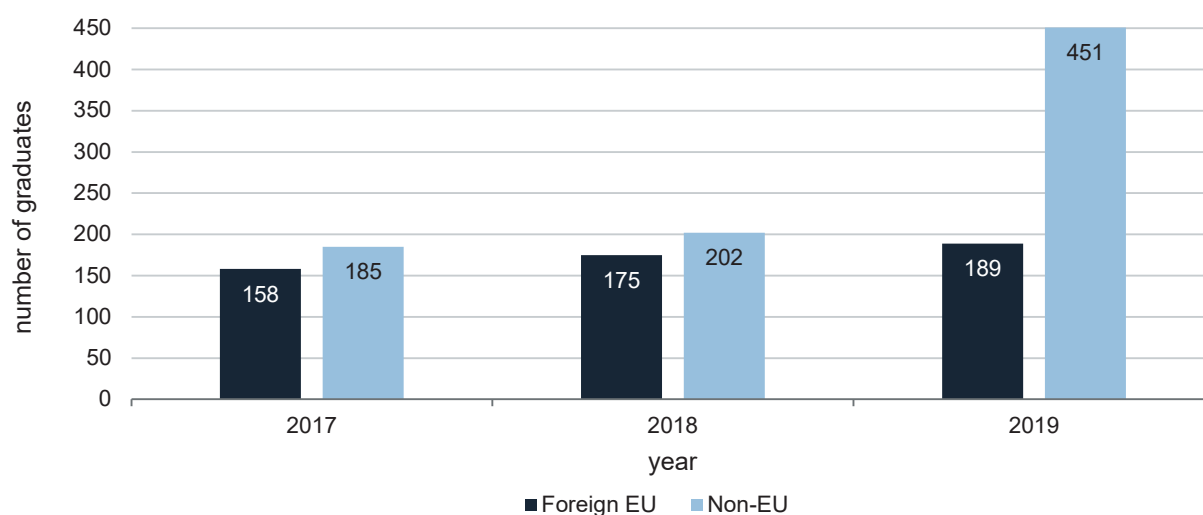
<sup>2</sup> For ISCED-2011 classification refer to methodological notes 4 and 6.

**Table 4. Tertiary<sup>1</sup> graduates by year and originating country**

Originating country	Year		
	2017	2018	2019
<b>Malta</b>	<b>4,237</b>	<b>3,769</b>	<b>4,258</b>
<b>Other EU</b>	<b>158</b>	<b>175</b>	<b>189</b>
<i>of which:</i>			
United Kingdom	46	61	49
Italy	13	23	31
Germany	15	10	15
Bulgaria	16	13	14
Netherlands	8	8	12
<b>Non-EU</b>	<b>185</b>	<b>202</b>	<b>451</b>
<i>of which:</i>			
India	1	12	111
Libya	15	26	44
Nigeria	18	11	30
Morocco	6	7	23
Oman	-	4	18
<b>Total</b>	<b>4,580</b>	<b>4,146</b>	<b>4,898</b>
<b>% foreign</b>	<b>7.5</b>	<b>9.1</b>	<b>13.1</b>

<sup>1</sup> Tertiary level refers to ISCED Levels 5 - 8. Refer to methodological notes 3 and 4.

**Chart 3. Foreign tertiary<sup>1</sup> graduates by year and originating region**



<sup>1</sup> Tertiary level refers to ISCED Levels 5 - 8. Refer to methodological notes 3 and 4.

**Table 5. Tertiary<sup>1</sup> graduates by year, sex and field of education<sup>2</sup>**

Field of education (ISCED-F 2013)	Year			Change	Percentage change
	2017	2018	2019	2019/2018	
<b>Males</b>					
Generic programmes and qualifications	-	-	1	1	100.0
Education	57	46	90	44	95.7
Arts and humanities	233	172	174	2	1.2
Social sciences, journalism and information	162	145	168	23	15.9
Business, administration and law	644	601	766	165	27.5
Natural sciences, mathematics and statistics	78	83	94	11	13.3
Information and Communication Technologies	305	244	247	3	1.2
Engineering, manufacturing and construction	288	256	253	-3	-1.2
Agriculture, forestry, fisheries and veterinary	15	7	6	-1	-14.3
Health and welfare	218	243	245	2	0.8
Services	67	40	57	17	42.5
<b>Total</b>	<b>2,067</b>	<b>1,837</b>	<b>2,101</b>	<b>264</b>	<b>14.4</b>
<b>Females</b>					
Generic programmes and qualifications	-	-	-	-	-
Education	238	171	338	167	97.7
Arts and humanities	303	235	263	28	11.9
Social sciences, journalism and information	273	291	300	9	3.1
Business, administration and law	808	697	921	224	32.1
Natural sciences, mathematics and statistics	88	112	96	-16	-14.3
Information and Communication Technologies	58	46	47	1	2.2
Engineering, manufacturing and construction	113	114	97	-17	-14.9
Agriculture, forestry, fisheries and veterinary	15	7	11	4	57.1
Health and welfare	558	582	643	61	10.5
Services	59	54	81	27	50.0
<b>Total</b>	<b>2,513</b>	<b>2,309</b>	<b>2,797</b>	<b>488</b>	<b>21.1</b>
<b>Total</b>					
Generic programmes and qualifications	-	-	1	1	100.0
Education	295	217	428	211	97.2
Arts and humanities	536	407	437	30	7.4
Social sciences, journalism and information	435	436	468	32	7.3
Business, administration and law	1,452	1,298	1,687	389	30.0
Natural sciences, mathematics and statistics	166	195	190	-5	-2.6
Information and Communication Technologies	363	290	294	4	1.4
Engineering, manufacturing and construction	401	370	350	-20	-5.4
Agriculture, forestry, fisheries and veterinary	30	14	17	3	21.4
Health and welfare	776	825	888	63	7.6
Services	126	94	138	44	46.8
<b>Total</b>	<b>4,580</b>	<b>4,146</b>	<b>4,898</b>	<b>752</b>	<b>18.1</b>

<sup>1</sup> Tertiary level refers to ISCED Levels 5 - 8. Refer to methodological notes 3 and 4.

<sup>2</sup> For fields of education/ISCED-F 2013 classification refer to methodological notes 4 and 6.

**Table 6. Tertiary<sup>1</sup> graduates by ISCED Level<sup>2</sup> and field of education<sup>3</sup>: 2019**

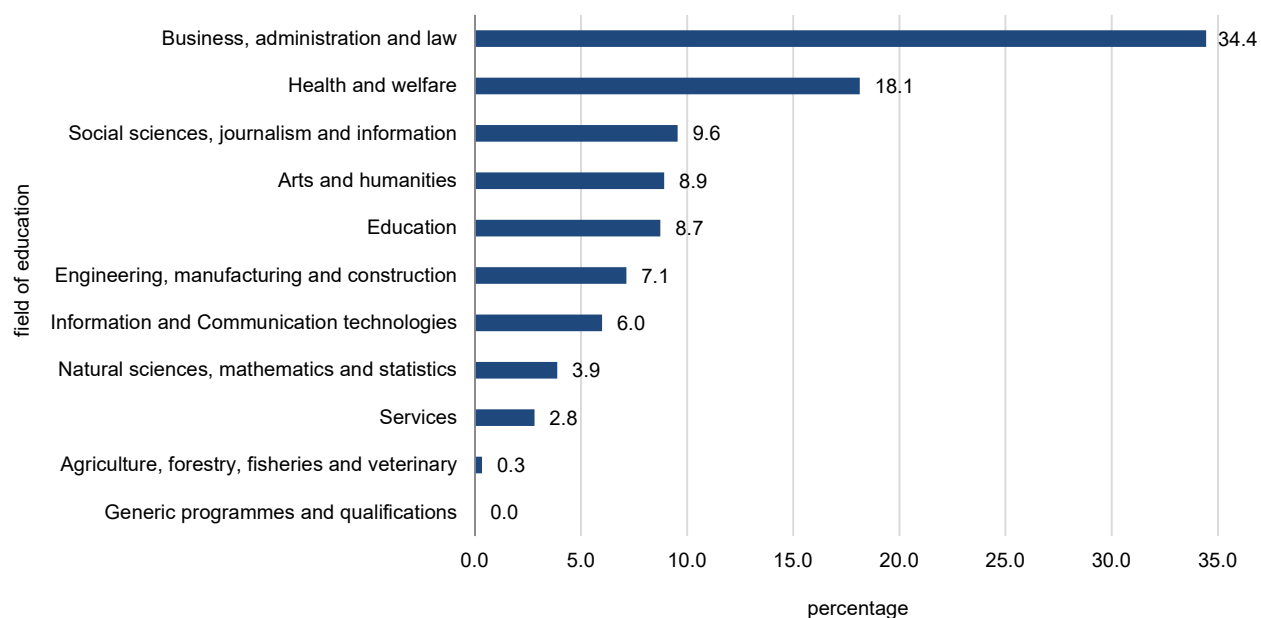
Field of education (ISCED-F 2013)	ISCED Level (2011)				Total
	ISCED 5	ISCED 6	ISCED 7	ISCED 8	
Generic programmes and qualifications	1	-	-	-	1
Education	11	318	97	2	428
Arts and humanities	27	316	90	4	437
Social sciences, journalism and information	5	275	186	2	468
Business, administration and law	231	716	740	-	1,687
Natural sciences, mathematics and statistics	8	133	44	5	190
Information and Communication Technologies	24	206	64	-	294
Engineering, manufacturing and construction	11	244	87	8	350
Agriculture, forestry, fisheries and veterinary	1	16	-	-	17
Health and welfare	145	385	339	19	888
Services	34	98	6	-	138
<b>Total</b>	<b>498</b>	<b>2,707</b>	<b>1,653</b>	<b>40</b>	<b>4,898</b>

<sup>1</sup> Tertiary level refers to ISCED Levels 5 - 8. Refer to methodological notes 3 and 4.

<sup>2</sup> For ISCED-2011 classification refer to methodological notes 4 and 6.

<sup>3</sup> For fields of education/ISCED-F 2013 classification refer to methodological notes 4 and 6.

**Chart 4. Percentage distribution of tertiary<sup>1</sup> graduates by field of education<sup>2</sup>: 2019**



<sup>1</sup> Tertiary level refers to ISCED Levels 5 - 8. Refer to methodological notes 3 and 4.

<sup>2</sup> For fields of education/ISCED-F 2013 classification refer to methodological notes 4 and 6.

Note: Percentages may not add up to 100 per cent due to rounding.

## Methodological Notes

1. Education statistics presented in this news release are processed by the National Statistics Office (NSO) on an annual basis in accordance with European Regulations (EC) 452/2008 and (EU) 912/2013. These regulations establish the basis of information to be collected from educational institutions at all levels of education and all economic sectors. By adhering to these regulations, all education statistics collected and processed by the NSO are comparable to other European countries following the same regulatory standards.
2. This news release includes graduates who were enrolled in formal education courses with a minimum duration of one semester of full-time study (or the equivalent in part-time) and that are delivered in Malta. This news release excludes graduates in short courses (duration of less than the equivalence of one full-time semester), preparatory programmes and courses not delivered in Malta.
3. For the purpose of this news release **Tertiary graduates** refers to graduates from institutions such as MCAST, ITS, University of Malta, and public and private institutions at ISCED levels 5 to 8.

#### 4. Definitions and Classifications:

- **Graduates**

Students who successfully complete an educational programme during the reference year and are awarded a qualification.

- **International Standard Classification of Education - ISCED**

The International Standard Classification of Education (ISCED) is a framework for assembling, compiling, and analysing cross-nationally comparable statistics on education. ISCED belongs to the United Nations International Family of Economic and Social Classifications and is the reference classification for organizing education programmes and related qualifications by levels and fields of education. ISCED is designed to serve as a framework to classify educational activities as defined in programmes and the resulting qualifications into internationally agreed categories. For more information refer to the ISCED 2011 Manual at:

<http://uis.unesco.org/sites/default/files/documents/international-standard-classification-of-education-isced-2011-en.pdf>

**In this News Release the following Tertiary levels of the ISCED 2011 classification were included:**

ISCED 5 - Short-cycle tertiary education

ISCED 6 - Bachelor's or equivalent level

ISCED 7 - Master's or equivalent level

ISCED 8 - Doctoral or equivalent level

- **Fields of education**

ISCED Fields of Education and Training classifies educational programmes and related qualifications by fields of study. A field is the broad domain, branch or area of content covered by an education programme or qualification. For more information refer to the ISCED-F 2013 Manual at: <http://uis.unesco.org/sites/default/files/documents/isced-fields-of-education-and-training-2013-en.pdf>

- **Age** is calculated as at 1 January.

- **Formal education**

Formal education is an institutionalised, intentional and planned type of education which is provided by public organisations and recognised private bodies. It consists primarily of initial education designed for children and young people before their first entry to the labour market. It also includes other types of education such as vocational, special needs and adult education provided they are recognised as part of the formal education system by the relevant national education authorities.

5. Graduates are counted only once in the data. In the case of multiple graduations by the same person, graduates are weighted according to the intensity of study of their programmes.

6. More information relating to this release may be accessed at:

Sources and Methods:

[https://nso.gov.mt/en/nso/Sources\\_and\\_Methods/Unit\\_C4/Education\\_and\\_Information\\_Society\\_Statistics/Pages/Education-Statistics.aspx](https://nso.gov.mt/en/nso/Sources_and_Methods/Unit_C4/Education_and_Information_Society_Statistics/Pages/Education-Statistics.aspx)

Statistical Concepts: <https://metadata.nso.gov.mt/ConceptDetails.aspx?id=2223>

ISCED Level: <https://metadata.nso.gov.mt/classificationdetails.aspx?id=ISCED%202011>

ISCED Fields of education:

<https://metadata.nso.gov.mt/classificationdetails.aspx?id=ISCED%20Fields%20of%20Education%20and%20Training%202013>

7. Totals may not add up due to rounding.
8. References to this news release are to be cited appropriately.
9. A detailed news release calendar is available on:  
[https://nso.gov.mt/en/News\\_Releases/Release\\_Calendar/Pages/News-Release-Calendar.aspx](https://nso.gov.mt/en/News_Releases/Release_Calendar/Pages/News-Release-Calendar.aspx)

**European statistics comparable to data in this News Release are available at:**

[EUROSTAT Website/Homepage/Statistics Database](#)

Data Navigation Tree

Database by themes

>Population and social conditions

>Education and training (educ)

>Education and training outcomes (educ\_outc)

>Graduates (educ\_uoe\_grad)

For further assistance send a request form:

<https://nso.gov.mt/en/Services/Pages/Request-for-Information.aspx>