

Total outbound tourists for the third quarter in 2021 were estimated at 122,163, while total nights spent amounted to 1,045,058.

Outbound Tourism: Q3/2021

July-September 2021

During the quarter under review, a total of 61,936 outbound tourist trips were undertaken for holiday purposes, followed by 41,986 trips for visiting friends and relatives. Most outbound tourists were aged between 25 and 44 years (50.1 per cent), followed by those within the 45-64 age bracket (26.6 per cent) (Table 1). Italy remained the most popular destination, with a share of 41.9 per cent of total tourist trips (Table 6).

The largest share of guest nights (64.6 per cent) was spent in non-rented accommodation establishments (Table 3). The average length of stay of total outbound tourists stood at 8.6 nights.

Total expenditure by outbound tourists between July and September reached €98.5 million, equivalent to an average €807 per person (Tables 4 and 5).

January-September 2021

Total outbound tourist trips between January and September 2021 numbered 179,847, an increase of 7.4 per cent over 2020 (Table 7). Total nights spent by outbound tourists went up by 53.0 per cent, reaching nearly 1.9 million nights (Table 9). In addition, total estimated outlay by outbound tourists stood at €151.2 million, 29.7 per cent higher than that recorded for the same period in 2020 (Table 10) ■



Statistics in this News Release should be interpreted in the context of the COVID-19 situation.

Due to the COVID-19 situation, the following tourism-related sequence of events took place in 2020:

28-Feb	Passengers flying in from Italy, China, Hong Kong, Singapore, Japan, Iran and South Korea, from 26 February onwards were requested to stay in quarantine for 14 days upon arrival.
8-Mar	Flights from/to Milan were suspended.
10-Mar	Flights from/to Italy were suspended.
10-Mar	Last cruise liner call.
11-Mar	Flights from/to France, Switzerland, Germany, Spain, were suspended.
11-Mar	Passengers flying in from France, Switzerland, Germany, Spain, were requested to stay in quarantine for 14 days upon arrival.
13-Mar	All passengers flying in from all destinations were requested to stay in quarantine for 14 days upon arrival.
18-Mar	Last Virtu' Ferries service for passengers between Malta and Sicily was operated.
21-Mar	All flights from/to all destinations were suspended.
1-Jul	Re-opening of Malta International Airport. The first group of destinations that reopened for travel comprised: Germany, Austria, Italy, France, Spain, Poland, Cyprus, Switzerland, Iceland, Slovakia, Norway, Denmark, Hungary, Finland, Ireland, Lithuania, Latvia, Estonia, Luxembourg, Czech Republic, Greece and Croatia.
15-Jul	Restrictions on all other flight destinations were lifted.
21-Aug	First cruise liner call since March 2020.

Sources: Malta Tourism Authority, Virtu' Ferries, Transport Malta and Valletta Cruise Port

Table 1. Profile of outbound tourists by period of departure

Characteristics	July-September			Change	Percentage change
	2019	2020 ¹	2021	2021/2020	
Outbound tourists	208,206	51,855	122,163	70,308	135.6
Mode and type of travel					
Air	197,407	45,394	109,940	64,546	142.2
Low-cost airlines	85,723	25,982	68,158	42,176	162.3
Other airlines	111,684	19,412	41,782	22,369	115.2
Sea	10,799	6,460	12,223	5,762	89.2
Sex					
Males	112,862	31,207	66,636	35,429	113.5
Females	95,344	20,647	55,527	34,879	168.9
Age group					
0-24	40,443	8,963	21,988	13,025	145.3
25-44	91,578	29,313	61,207	31,894	108.8
45-64	57,682	11,541	32,493	20,952	181.5
65 or more	18,502	2,038	6,475	4,437	217.8
Final destination²					
EU	178,941	44,509	98,104	53,595	120.4
of which: Euro area	127,017	39,509	86,551	47,042	119.1
Non-EU	29,265	7,345	24,059	16,713	227.5
Purpose of visit					
Holiday	141,969	16,540	61,936	45,396	274.5
Visiting relatives and friends	39,077	27,120	41,986	14,866	54.8
Business and professional	18,608	3,770	9,120	5,350	141.9
Other (including educational, religious and health tourism)	8,552	4,425	9,121	4,696	106.1
Organisation of stay					
Package	43,929	1,834 ^u	8,174	6,340	345.7
Non-package	164,277	50,021	113,988	63,968	127.9
Duration of visit					
1-3 nights	42,702	13,341	31,840	18,498	138.7
4-6 nights	63,015	10,640	35,669	25,028	235.2
7 nights or more	102,489	27,873	54,654	26,781	96.1
Average length of stay (nights)	7.3	10.7	8.6	-2.1	-

¹ In view of the COVID-19 situation, all passenger flights were suspended from 21 March to 30 June 2020. Refer to methodological note 6 for further information.

² Refer to methodological note 8.

^u Under represented - between 20 and 49 sample observations.

Note: Totals may not add up due to rounding.

Table 2. Outbound tourists by period of departure and type of accommodation

Type of accommodation	July-September			Change	Percentage change
	2019	2020 ¹	2021		
Rented accommodation	156,156	20,299	70,788	50,490	248.7
Collective	119,678	15,864	55,688	39,824	251.0
Other rented	36,478	4,435	15,100	10,666	240.5
Non-rented accommodation	52,050	31,556	51,375	19,819	62.8
Total tourists	208,206	51,855	122,163	70,308	135.6

¹ In view of the COVID-19 situation, all passenger flights were suspended from 21 March to 30 June 2020. Refer to methodological note 6 for further information.

Note: Totals may not add up due to rounding.

Table 3. Total nights spent by outbound tourists by period of departure and type of accommodation

Type of accommodation	July-September			Change	Percentage change
	2019	2020 ¹	2021		
Rented accommodation	960,171	132,951	369,597	236,646	178.0
Collective	698,284	86,489	270,231	183,742	212.4
Other rented	261,887	46,462	99,366	52,904	113.9
Non-rented accommodation	560,190	420,157	675,461	255,304	60.8
Total nights	1,520,361	553,109	1,045,058	491,950	88.9

¹ In view of the COVID-19 situation, all passenger flights were suspended from 21 March to 30 June 2020. Refer to methodological note 6 for further information.

Note: Totals may not add up due to rounding.

Chart 1. Average length of stay by type of accommodation: July-September

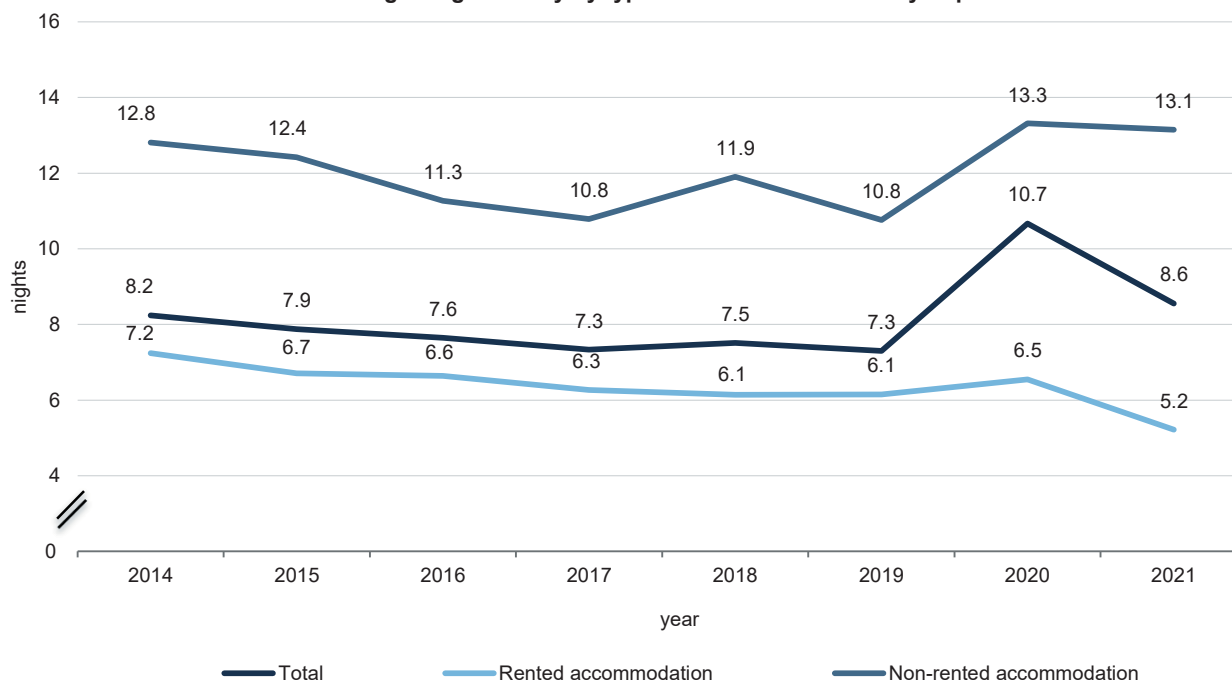


Table 4. Total expenditure by outbound tourists by period of departure and expenditure category

€000

Expenditure category	July-September			Change	Percentage change
	2019	2020 ¹	2021	2021/2020	
Package	38,534	985^u	5,758	4,772	484.3
Non-package	68,902	11,745	34,055	22,310	190.0
Air/sea fares	33,688	6,437	17,370	10,932	169.8
Accommodation	35,214	5,308	16,685	11,378	214.4
Other expenditure	94,087	22,519	58,743	36,224	160.9
Total expenditure	201,523	35,249	98,556	63,306	179.6

¹ In view of the COVID-19 situation, all passenger flights were suspended from 21 March to 30 June 2020. Refer to methodological note 6 for further information.

^u Under represented - between 20 and 49 sample observations.

Notes:

1. Expenditure estimates are rounded to the nearest thousand Euro.
2. Totals may not add up due to rounding.

Table 5. Average expenditure per capita and per night by outbound tourists by period of departure and expenditure category

€

Expenditure category	July-September					
	per capita			per night		
	2019	2020 ¹	2021	2019	2020 ¹	2021
Package	877	537 ^u	704	132	145 ^u	141
Non-package	418	235	298	56	21	34
Air/sea fares	204	129	152	27	12	17
Accommodation	311	265	264	52	37	50
Other expenditure	452	434	481	62	41	56
Total	968	680	807	133	64	94

¹ In view of the COVID-19 situation, all passenger flights were suspended from 21 March to 30 June 2020. Refer to methodological note 6 for further information.

^u Under represented - between 20 and 49 sample observations.

Chart 1a. Total expenditure per capita by outbound tourists: July-September

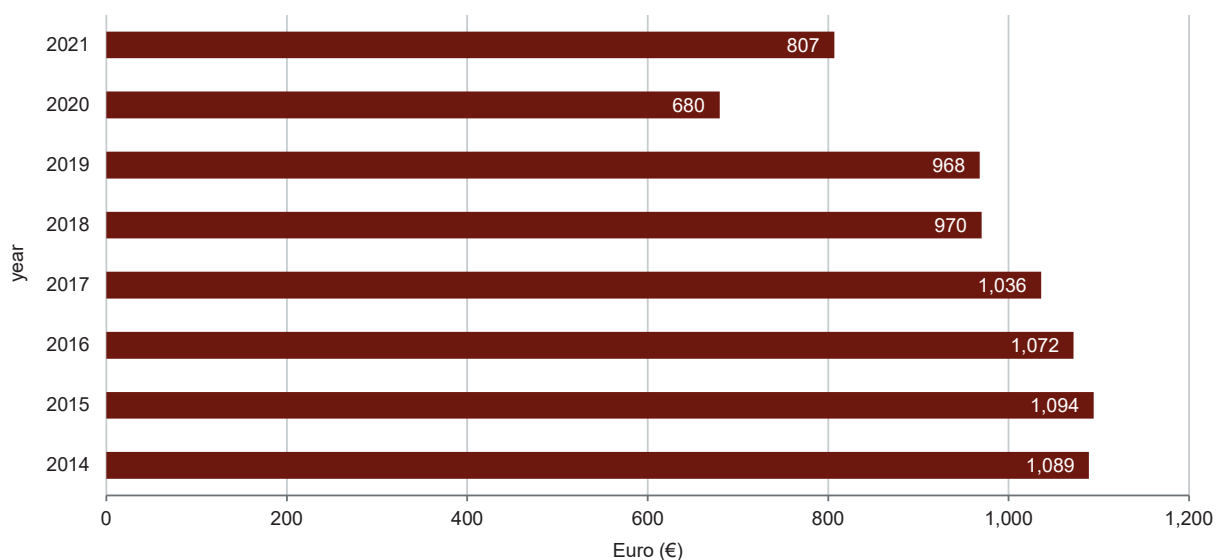


Chart 1b. Total expenditure per night by outbound tourists: July-September

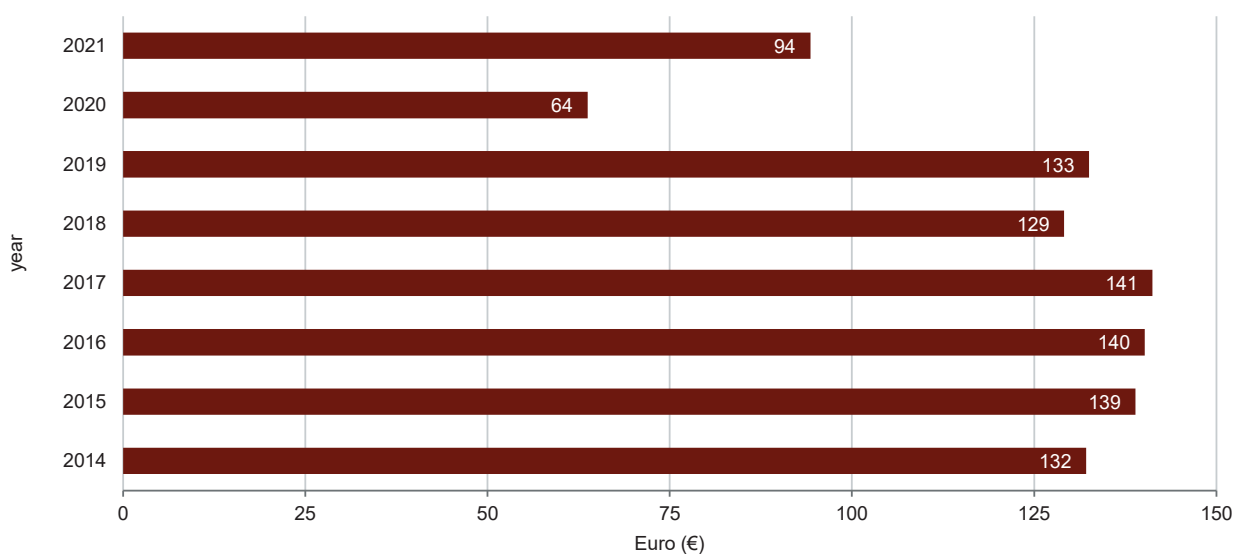


Table 6. Outbound tourists, nights spent and total expenditure by period of departure and final destination

Final destination ²	July-September			Change	Percentage change
	2019	2020 ¹	2021	2021/2020	
Tourists					
EU	178,941	44,509	98,104	53,595	120.4
<i>of which:</i>					
France	10,854	2,040	3,951	1,911	93.6
Germany	12,769	3,115	4,446	-	-
Italy	61,504	24,125	51,157	27,032	112.0
Netherlands	4,327	753 ^u	2,207 ^u	-	-
Spain	12,787	2,734	8,230	5,496	201.1
United Kingdom	32,354	n/a	n/a	n/a	n/a
Non-EU	29,265	7,345	24,059	16,713	227.5
<i>of which:</i>					
United Kingdom	n/a	3,193	10,316	7,123	223.1
Total	208,206	51,855	122,163	70,308	135.6
Nights					
EU	1,180,655	411,919	708,073	296,154	71.9
<i>of which:</i>					
France	67,035	22,077	30,511	8,434	38.2
Germany	88,220	28,527	36,943	-	-
Italy	343,731	166,384	290,875	124,491	74.8
Netherlands	28,430	6,123 ^u	21,629 ^u	-	-
Spain	89,149	27,849	59,822	31,973	114.8
United Kingdom	227,061	n/a	n/a	n/a	n/a
Non-EU	339,706	141,190	336,985	195,796	138.7
<i>of which:</i>					
United Kingdom	n/a	57,765	103,699	45,935	79.5
Total	1,520,361	553,109	1,045,058	491,950	88.9
Total Expenditure (€000)					
EU	157,220	27,882	72,687	44,806	160.7
<i>of which:</i>					
France	9,735	1,650	3,156	1,506	91.2
Germany	13,721	2,066	3,512	-	-
Italy	45,578	13,255	32,556	19,300	145.6
Netherlands	5,036	464 ^u	2,247 ^u	-	-
Spain	12,908	1,526	6,672	5,146	337.2
United Kingdom	28,692	n/a	n/a	n/a	n/a
Non-EU	44,303	7,368	25,868	18,501	251.1
<i>of which:</i>					
United Kingdom	n/a	2,577	8,717	6,140	238.3
Total	201,523	35,249	98,556	63,306	179.6

¹ In view of the COVID-19 situation, all passenger flights were suspended from 21 March to 30 June 2020. Refer to methodological note 6 for further information.

² Refer to methodological note 8.

^u Under represented - between 20 and 49 sample observations.

Notes:

1. n/a: not applicable.
2. Expenditure estimates are rounded to the nearest thousand Euro.
3. Totals may not add up due to rounding.
4. Changes denoted by the dash symbol (-) should be treated with caution. For more information, please refer to methodological note 5.

**Chart 2. Average expenditure per capita by final destination of outbound tourists:
July-September 2021**

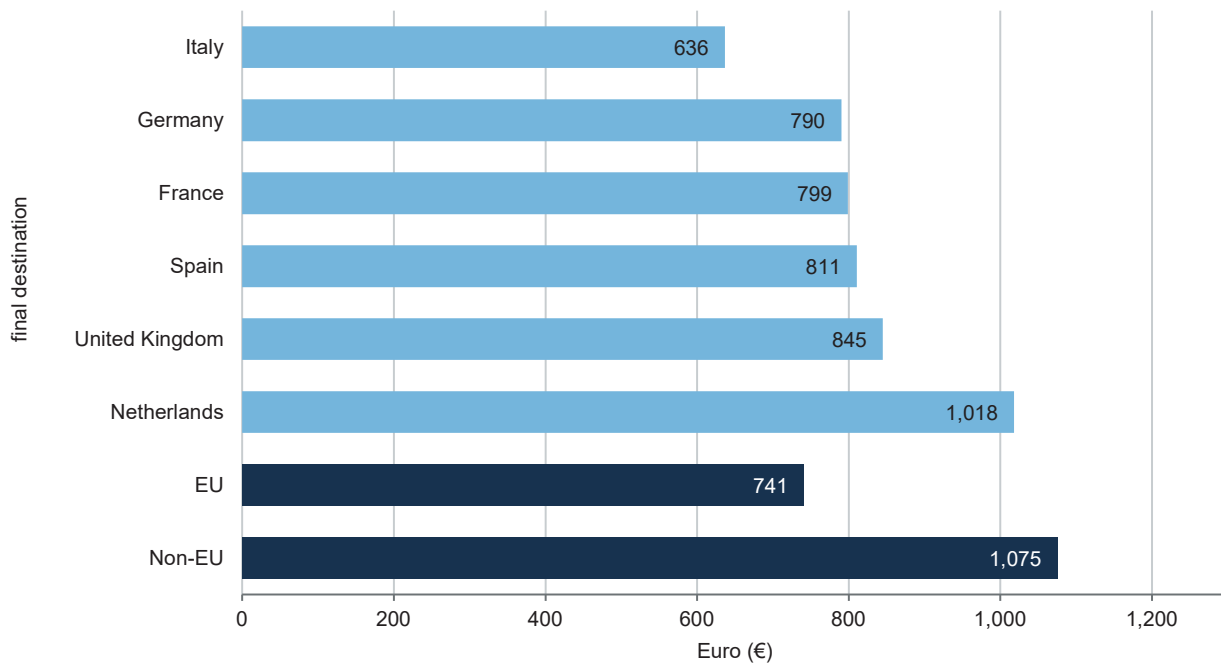


Table 7. Profile of outbound tourists by period of departure

Characteristics	January-September			Change	Percentage change
	2019	2020 ¹	2021	2021/2020	
Outbound tourists	513,207	167,427	179,847	12,420	7.4
Mode and type of travel					
Air	491,025	157,283	162,913	5,630	3.6
Low-cost airlines	239,981	90,476	86,104	-4,371	-4.8
Other airlines	251,044	66,807	76,809	10,002	15.0
Sea	22,182	10,144	16,933	6,789	66.9
Sex					
Males	283,213	96,590	103,776	7,186	7.4
Females	229,994	70,838	76,071	5,233	7.4
Age group					
0-24	87,800	27,629	30,146	2,517	9.1
25-44	245,655	84,986	94,447	9,461	11.1
45-64	138,670	44,986	45,984	-	-
65 or more	41,082	9,826	9,270	-	-
Final destination²					
EU	446,867	119,670	140,050	20,380	17.0
of which: Euro area	308,451	105,396	122,028	16,632	15.8
Non-EU	66,341	47,757	39,797	-7,960	-16.7
Purpose of visit					
Holiday	315,008	82,955	74,099	-8,857	-10.7
Visiting relatives and friends	106,237	54,881	72,801	17,920	32.7
Business and professional	66,772	21,085	17,061	-4,024	-19.1
Other (including educational, religious and health tourism)	25,190	8,505	15,885	7,380	86.8
Organisation of stay					
Package	75,722	13,227	10,131	-3,096	-23.4
Non-package	437,485	154,200	169,715	15,515	10.1
Duration of visit					
1-3 nights	152,400	59,389	44,104	-15,285	-25.7
4-6 nights	165,210	48,841	44,690	-4,150	-8.5
7 nights or more	195,598	59,197	91,052	31,855	53.8
Average length of stay (nights)	6.5	7.3	10.4	3.1	-

¹ Refer to methodological notes 6 and 7.

² Refer to methodological note 8.

Notes:

1. Totals may not add up due to rounding.
2. Changes denoted by the dash symbol (-) should be treated with caution. For more information, please refer to methodological note 5.

Table 8. Outbound tourists by period of departure and type of accommodation

Type of accommodation	January-September			Change	Percentage change
	2019	2020 ¹	2021		
Rented accommodation	369,780	97,443	91,055	-6,387	-6.6
Collective	292,993	76,865	70,853	-6,013	-7.8
Other rented	76,787	20,577	20,203	-	-
Non-rented accommodation	143,428	69,984	88,791	18,807	26.9
Total tourists	513,207	167,427	179,847	12,420	7.4

¹ Refer to methodological notes 6 and 7.

Notes:

1. Totals may not add up due to rounding.
2. Changes denoted by the dash symbol (-) should be treated with caution. For more information, please refer to methodological note 5.

Table 9. Total nights spent by outbound tourists by period of departure and type of accommodation

Type of accommodation	January-September			Change	Percentage change
	2019	2020 ¹	2021		
Rented accommodation	1,993,492	482,815	523,129	40,313	8.3
Collective	1,489,501	349,962	364,307	14,346	4.1
Other rented	503,991	132,854	158,821	-	-
Non-rented accommodation	1,348,800	743,231	1,353,048	609,817	82.0
Total nights	3,342,291	1,226,046	1,876,177	650,131	53.0

¹ Refer to methodological notes 6 and 7.

Notes:

1. Totals may not add up due to rounding.
2. Changes denoted by the dash symbol (-) should be treated with caution. For more information, please refer to methodological note 5.

Table 10. Total expenditure by outbound tourists by period of departure and expenditure category

€000

Expenditure category	January-September			Change	Percentage change
	2019	2020 ¹	2021	2021/2020	
Package	59,568	6,579	7,592	1,013	15.4
Non-package	162,354	42,864	53,185	10,321	24.1
Air/sea fares	81,118	23,888	30,550	6,662	27.9
Accommodation	81,235	18,976	22,635	3,659	19.3
Other expenditure	224,210	67,138	90,407	23,269	34.7
Total expenditure	446,132	116,581	151,183	34,603	29.7

¹ Refer to methodological notes 6 and 7.

Notes:

1. Expenditure estimates are rounded to the nearest thousand Euro.
2. Totals may not add up due to rounding.

Table 11. Average expenditure per capita and per night by outbound tourists by period of departure and expenditure category

€

Expenditure category	January-September					
	per capita			per night		
	2019	2020 ¹	2021	2019	2020 ¹	2021
Package	787	497	749	129	119	131
Non-package	370	278	313	56	37	29
Air/sea fares	185	155	180	28	20	17
Accommodation	273	216	277	52	42	48
Other expenditure	437	401	503	67	55	48
Total	869	696	841	133	95	81

¹ Refer to methodological notes 6 and 7.

Table 12. Outbound tourists, nights spent and total expenditure by period of departure and final destination

Final destination ²	January-September			Change	Percentage change
	2019	2020 ¹	2021	2021/2020	
Tourists					
EU	446,867	119,670	140,050	20,380	17.0
<i>of which:</i>					
France	21,741	5,997	6,125	-	-
Germany	26,817	9,442	6,409	-3,033	-32.1
Italy	155,991	58,016	72,850	14,834	25.6
Netherlands	12,500	3,974	3,457	-	-
Spain	33,691	8,611	11,715	3,104	36.0
United Kingdom	93,384	n/a	n/a	n/a	n/a
Non-EU	66,341	47,757	39,797	-7,960	-16.7
<i>of which:</i>					
United Kingdom	n/a	26,655	13,171	-13,484	-50.6
Total	513,207	167,427	179,847	12,420	7.4
Nights					
EU	2,590,955	758,892	1,177,116	418,224	55.1
<i>of which:</i>					
France	123,004	40,101	65,307	-	-
Germany	156,767	59,954	61,985	2,031	3.4
Italy	784,192	301,225	467,620	166,396	55.2
Netherlands	72,923	23,678	38,013	-	-
Spain	196,129	55,633	96,704	41,071	73.8
United Kingdom	577,723	n/a	n/a	n/a	n/a
Non-EU	751,337	467,154	699,060	231,907	49.6
<i>of which:</i>					
United Kingdom	n/a	192,745	174,198	-18,547	-9.6
Total	3,342,291	1,226,046	1,876,177	650,131	53.0
Total Expenditure (€000)					
EU	347,779	73,390	102,496	29,106	39.7
<i>of which:</i>					
France	18,251	4,545	5,082	-	-
Germany	24,183	6,292	4,911	-1,381	-22.0
Italy	103,026	31,274	44,636	13,362	42.7
Netherlands	12,551	3,089	3,412	-	-
Spain	28,544	4,972	9,255	4,283	86.1
United Kingdom	77,406	n/a	n/a	n/a	n/a
Non-EU	98,353	43,191	48,688	5,497	12.7
<i>of which:</i>					
United Kingdom	n/a	19,606	12,075	-7,531	-38.4
Total	446,132	116,581	151,183	34,603	29.7

¹ Refer to methodological notes 6 and 7.

² Refer to methodological notes 8 and 9.

Notes:

1. n/a: not applicable.
2. Expenditure estimates are rounded to the nearest thousand Euro.
3. Totals may not add up due to rounding.
4. Changes denoted by the dash symbol (-) should be treated with caution. For more information, please refer to methodological note 5.

Methodological Notes

1. This release focuses on outbound tourism, which comprises the activities of Maltese residents travelling to, and staying in places outside Malta (i.e. outside their usual environment), and staying for not more than 12 consecutive months for personal, business or other purposes.
2. Data on outbound tourism trips are collected from an ongoing frontier national survey known as Tourstat. Tourist air departures are collected through a continuous survey carried out at the departure lounge of the Malta International Airport. A two-stage sampling design is used to collect data on air passengers. In the first stage, alternate days and nights are selected. In the second stage, within each shift, a sample of passengers is selected systematically. Every crossing air passenger is counted and respondents are selected using a pre-defined interval of 1:20, with the exception of July 2020 and the period October 2020 to June 2021, where the pre-defined interval was 1:10.
3. Tourist sea departures are collected through a regular survey conducted during three separate months every year at the Valletta Cruise Port. A quota sample is used to conduct sea passenger departures in which survey interviewers are guided to select people according to some fixed quota. Survey data is supplemented by administrative data provided by ferry operators.
4. 'Tourist trips' differs from the 'number of tourists' such that the same person can undertake more than one trip during a reference period.
5. Absolute and percentage changes between one survey estimate and another, which are based on less than 1,500 tourists should be treated with caution and are represented in this news release by means of the dash symbol (-).
6. In view of the COVID-19 situation, the Tourstat survey was suspended between 12 March and 30 June 2020. It was assumed that no Maltese residents departed from Malta after 12 March given that airports abroad were suspending flights and in most countries one had to be quarantined upon arrival into the country.
7. Malta International Airport reopened on 1 July 2020. The first group of destinations that reopened for travel comprised: Germany, Austria, Italy, France, Spain, Poland, Cyprus, Switzerland, Iceland, Slovakia, Norway, Denmark, Hungary, Finland, Ireland, Lithuania, Latvia, Estonia, Luxembourg, Czech Republic, Greece and Croatia. Restrictions on all other flight destinations were lifted on 15th July 2020.
8. Owing to the UK's exit from the European Union (with effect from 1 February 2020), UK data is statistically classified as Non-EU from January 2020 in all tables. Comparability between comparative periods should be treated with caution.
9. Expenditure data in this release represent the budgeted expenditure of outbound tourists prior to their departure.
10. Data included in this release are based on sample data and are therefore subject to sampling error. Sampling error is measured by a quantity known as the margin of error, which in turn, expresses the variability between the true population parameters and their corresponding sample estimates. In the table below, the margin of error is used to construct a set of 95 per cent confidence intervals for the main indicators, which gives an indication of where the true population parameters lie.

Sampling variability of outbound tourism figures - Q3/2021

	Estimate	Margin of error	95% confidence interval
Outbound tourists	122,163	4,506	122,163 ± 4,506
Total nights	1,045,058	27,468	1,045,058 ± 27,468
Total expenditure (€ 000)	98,556	1,666	98,556 ± 1,666

11. Definitions:

- **Usual environment:** the geographical area, though not necessarily a contiguous one, within which an individual conducts his regular life routines and shall be determined on the basis of the following criteria: the crossing of administrative borders or the distance from the place of usual residence, the duration of visit, the frequency of visit and the purpose of visit.
- **Resident:** a person is considered to be a resident of Malta/Gozo if:
 - a. S/he has lived for most of the past 12 months in Malta/Gozo;
 - b. S/he has lived in Malta/Gozo for less than 12 months but intends to return within a year to settle here.
- **Traveller:** a person who moves between different geographic locations, for any purpose and any duration.
- **Visitor:** the three fundamental criteria used to distinguish visitors from travellers are:
 - a. **The trip should be to a place other than that of the usual environment**, which would exclude short-distance local transport and commuting, i.e. more or less regular trips between the place of work/study and the place of residence;
 - b. **The stay in the place visited should not last more than 12 consecutive months**, beyond which the visitor would become a resident of that place (from the statistical standpoint);
 - c. **The main purpose of the visit should be other than the exercise of an activity remunerated from within the place visited**, which would exclude migratory movements for work purposes.
- **Tourist trips:** trips with at least one overnight stay in either rented or non-rented accommodation in the place/country visited.
- **Total nights spent:** nights which a guest actually spends or is registered to spend in a rented accommodation or in a non-rented accommodation.
- **Average length of stay:** the number of nights spent divided by the number of tourists during a specified reference period.

- **Rented accommodation:** consists of the following two sub-categories:
 - a. **Collective accommodation:** comprises hotels, guesthouses, hostels, tourist villages, holiday complexes, Bed & Breakfast establishments and campsites;
 - b. **Other rented accommodation:** comprises holiday furnished premises (farmhouses, flats and villas), host families, marinas, paid-convents, rented yachts and student dormitories.
- **Non-rented accommodation:** comprises own private residence (owned dwellings, owned caravans and yachts), staying with friends or relatives (even if charged - includes also friends' private apartments) and other private accommodation (oil rig, free-convents or timeshare, etc.).
- **Total expenditure:** refers to the amount that is going to be paid for the acquisition of consumption goods and services, as well as valuables during tourism trips. It includes expenditures by visitors themselves, as well as expenses that are paid for or reimbursed by others. Maltese residents are asked to budget the expenditures which they are about to incur when travelling abroad. The total expenditure is broken down by the following expenditure categories:
 - a. **Package expenditure:** the whole amount of money spent on transport, accommodation and other services such as rental of a car, activities or outings during the trip;
 - b. **Non-Package expenditure:** the amount of money spent on transport and accommodation reported separately;
 - c. **Other expenditure:** the amount spent on shopping, souvenirs, tickets for concerts or sport events, entrance to museums or zoos and day excursions during a tourism trip. It also includes durables and valuable goods, that is, the amount spent on cars, computers, paintings, jewellery and works of art.

12. More information relating to this news release may be accessed at:

Sources and methods: https://nso.gov.mt/en/nso/Sources_and_Methods/Unit_C3/Tourism_Statistics/Pages/TOURSTAT-Survey.aspx

Statistical concepts: <https://metadata.nso.gov.mt/concepts.aspx>

Metadata: <https://metadata.nso.gov.mt/reports.aspx?id=39>

13. References to this news release are to be cited appropriately.

14. A detailed news release calendar is available on:

https://nso.gov.mt/en/News_Releases/Release_Calendar/Pages/News-Release-Calendar.aspx