

Tertiary-level graduates totalled 4,629 during 2020, equivalent to a decrease of 4.9 per cent over the previous year.

## Graduates: 2020

The largest share of tertiary graduates (55.5 per cent) attained a qualification at ISCED Level 6 (Bachelor's or equivalent). This was followed by 35.8 per cent of total tertiary graduates who attained their qualification at ISCED Level 7 (Master's or equivalent) (Table 1).

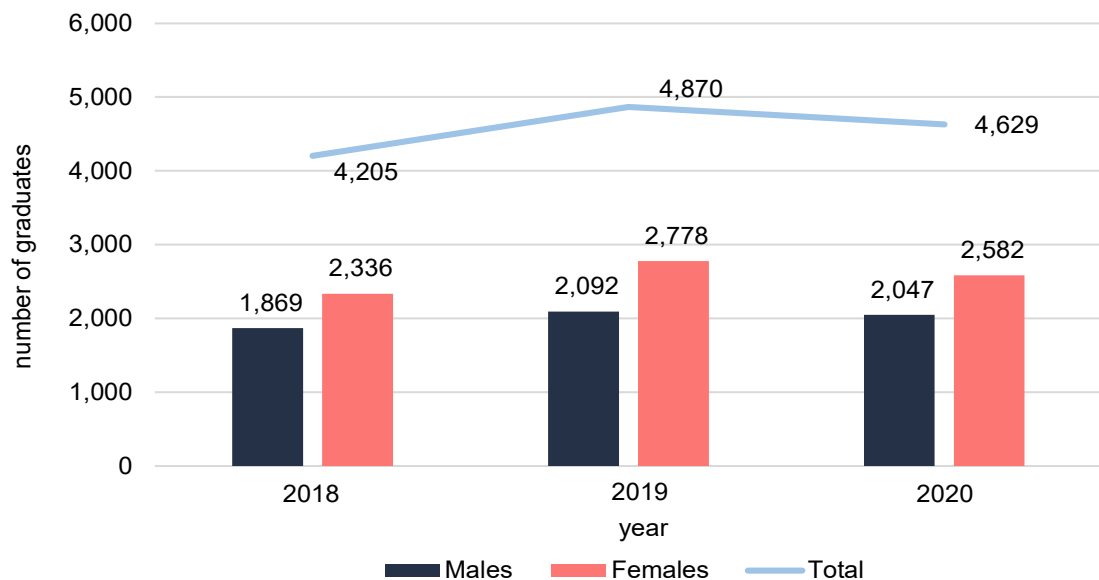
The majority of tertiary graduates (55.8 per cent) were females (Chart 1, Table 1). Females surpassed males in all levels of tertiary education (Chart 2). The absolute majority, or 61.1 per cent of tertiary-level graduates, were aged between 20 and 24 years (Table 2).

During 2020, 75.5 per cent of graduates attained a qualification from a full-time programme (Table 3). Foreign graduates totalled 664, equivalent to 14.3 per cent of total tertiary-level graduates, increasing by 1.2 percentage points over the previous year (Table 4). Non-EU nationals comprised the largest proportion of all foreign tertiary graduates (77.0 per cent) (Chart 3).

The 'Business, administration and law' field of education was the most popular field amongst tertiary graduates in 2020, accounting for more than one third of the total, at 35.2 per cent. This was followed by graduates in the 'Health and Welfare' field of education at 17.7 per cent. 'Agriculture, forestry, fisheries and veterinary' was the least popular field of education among tertiary graduates (Table 5, Chart 4) ■



Chart 1. Tertiary<sup>1</sup> graduates by year and sex



<sup>1</sup> Tertiary level refers to ISCED 5 - 8. Refer to methodological notes 2 and 4.

Note: Data for 2018 and 2019 have been revised.

Statistics in this News Release should be interpreted in the context of the COVID-19 situation.

**Table 1. Profile of tertiary<sup>1</sup> graduates by year**

Characteristics	Year			Change	Percentage change
	2018	2019	2020	2020/2019	
<b>Sex</b>					
Males	1,869	2,092	2,047	-45	-2.2
Females	2,336	2,778	2,582	-196	-7.1
<b>Age group</b>					
Under 20	62	54	44	-10	-18.5
20 to 29	3,362	3,800	3,619	-181	-4.8
30 to 49	671	886	854	-32	-3.6
50 and over	110	130	112	-18	-13.8
<b>Nationality<sup>2</sup></b>					
Maltese	3,824	4,232	3,964	-268	-6.3
Other EU	178	188	153	-35	-18.6
Non-EU	203	450	511	61	13.6
Unspecified	-	-	1	1.0	100.0
<b>District of residence</b>					
Southern Harbour	535	602	596	-6	-1.0
Northern Harbour	1,219	1,391	1,307	-84	-6.0
South Eastern	629	717	697	-20	-2.8
Western	703	744	761	17	2.3
Northern	763	789	739	-50	-6.3
Gozo and Comino	323	393	346	-47	-12.0
Foreign residence	33	234	183	-51	-21.8
<b>ISCED Level (2011)<sup>3</sup></b>					
ISCED 5 - Short-cycle tertiary education	414	432	337	-95	-22.0
ISCED 6 - Bachelor's or equivalent	2,346	2,714	2,570	-144	-5.3
ISCED 7 - Master's or equivalent	1,392	1,684	1,656	-28	-1.7
ISCED 8 - Doctoral or equivalent	53	40	66	26	65.0
<b>Intensity of study</b>					
Full-time	3,184	3,538	3,496	-42	-1.2
Part-time	1,021	1,332	1,133	-199	-14.9
<b>Type of institution</b>					
State	3,798	4,089	3,862	-227	-5.6
Independent	407	781	767	-14	-1.8
<b>Total tertiary graduates</b>	<b>4,205</b>	<b>4,870</b>	<b>4,629</b>	<b>-241</b>	<b>-4.9</b>

<sup>1</sup> Tertiary level refers to ISCED Levels 5 - 8. Refer to methodological notes 2 and 4.

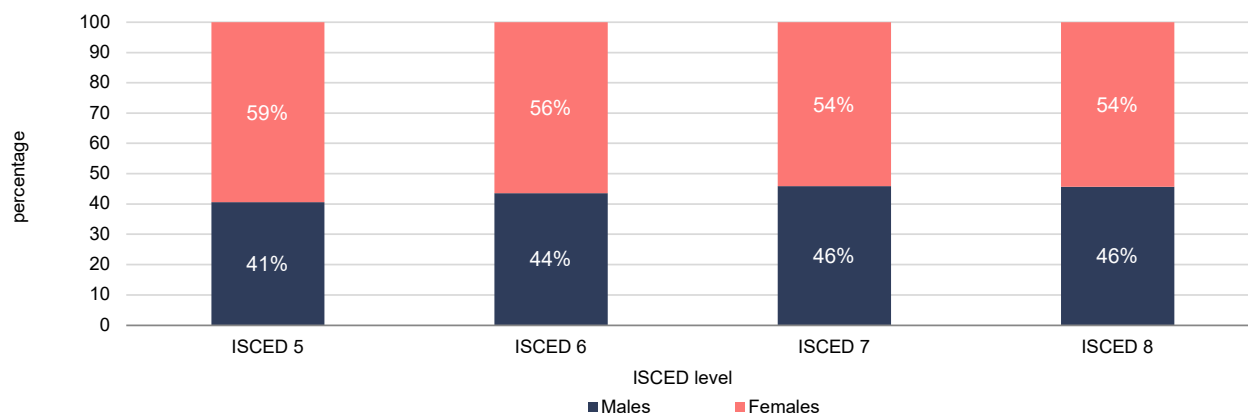
<sup>2</sup> As from 2020 UK is excluded from 'Other EU' and included in 'Non-EU'. Refer to methodological note 7.

<sup>3</sup> For ISCED-2011 classification refer to methodological notes 4 and 8.

Notes:

1. Totals may not add up due to rounding.
2. Data for 2018 and 2019 have been revised.

**Chart 2. Percentage distribution of tertiary<sup>1</sup> graduates by ISCED level<sup>2</sup> and sex: 2020**



<sup>1</sup> Tertiary level refers to ISCED Levels 5 - 8. Refer to methodological notes 2 and 4.

<sup>2</sup> For ISCED-2011 classification refer to methodological notes 4 and 8.

**Table 2. Tertiary<sup>1</sup> graduates by year, sex and age group**

Age group	Year			Change	Percentage change
	2018	2019	2020	2020/2019	
<b>Males</b>					
Under 20	19	24	12	-12	-50.0
20-24	1,156	1,223	1,228	5	0.4
25-29	310	413	387	-26	-6.3
30-34	131	167	164	-3	-1.8
35-39	92	89	100	11	12.4
40-44	71	67	68	1	1.5
45-49	40	47	38	-9	-19.1
50-54	26	24	29	5	20.8
55-59	9	20	7	-13	-65.0
60-64	8	7	6	-1	-14.3
65+	7	11	8	-3	-27.3
<b>Total</b>	<b>1,869</b>	<b>2,092</b>	<b>2,047</b>	<b>-45</b>	<b>-2.2</b>
<b>Females</b>					
Under 20	43	30	32	2	6.7
20-24	1,546	1,739	1,600	-139	-8.0
25-29	350	425	404	-21	-4.9
30-34	134	200	206	6	3.0
35-39	83	131	124	-7	-5.3
40-44	78	120	84	-36	-30.0
45-49	42	65	70	5	8.2
50-54	40	37	36	-1	-2.7
55-59	16	23	21	-2	-8.7
60-64	3	4	3	-1	-25.0
65+	1	4	2	-2	-50.0
<b>Total</b>	<b>2,336</b>	<b>2,778</b>	<b>2,582</b>	<b>-196</b>	<b>-7.0</b>
<b>Total</b>					
Under 20	62	54	44	-10	-18.5
20-24	2,702	2,962	2,828	-134	-4.5
25-29	660	838	791	-47	-5.6
30-34	265	367	370	3	0.8
35-39	175	220	224	4	1.8
40-44	149	187	152	-35	-18.7
45-49	82	112	108	-4	-3.3
50-54	66	61	65	4	6.6
55-59	25	43	28	-15	-34.9
60-64	11	11	9	-2	-18.2
65+	8	15	10	-5	-33.3
<b>Total</b>	<b>4,205</b>	<b>4,870</b>	<b>4,629</b>	<b>-241</b>	<b>-4.9</b>

<sup>1</sup> Tertiary level refers to ISCED Levels 5 - 8. Refer to methodological notes 2 and 4.

Note: Data for 2018 and 2019 have been revised.

Table 3. Tertiary<sup>1</sup> graduates by year, intensity of study and ISCED level<sup>2</sup>

ISCED Level (2011)	Year			Change	Percentage change
	2018	2019	2020	2020/2019	
	<b>Full-time</b>				
ISCED 5	235	250	223	-27	-10.8
ISCED 6	2,038	2,266	2,215	-51	-2.3
ISCED 7	883	997	1,007	10	1.0
ISCED 8	28	25	51	26	104.0
<b>Total</b>	<b>3,184</b>	<b>3,538</b>	<b>3,496</b>	<b>-42</b>	<b>-1.2</b>
	<b>Part-time</b>				
ISCED 5	179	182	114	-68	-37.4
ISCED 6	308	448	355	-93	-20.8
ISCED 7	509	687	649	-38	-5.5
ISCED 8	25	15	15	-	-
<b>Total</b>	<b>1,021</b>	<b>1,332</b>	<b>1,133</b>	<b>-199</b>	<b>-14.9</b>
	<b>Total</b>				
ISCED 5	414	432	337	-95	-22.0
ISCED 6	2,346	2,714	2,570	-144	-5.3
ISCED 7	1,392	1,684	1,656	-28	-1.7
ISCED 8	53	40	66	26	65.0
<b>Total</b>	<b>4,205</b>	<b>4,870</b>	<b>4,629</b>	<b>-241</b>	<b>-4.9</b>

<sup>1</sup> Tertiary level refers to ISCED Levels 5 - 8. Refer to methodological notes 2 and 4.

<sup>2</sup> For ISCED-2011 classification refer to methodological notes 4 and 8.

Note: Data for 2018 and 2019 have been revised.

**Table 4. Tertiary<sup>1</sup> graduates by year and originating country**

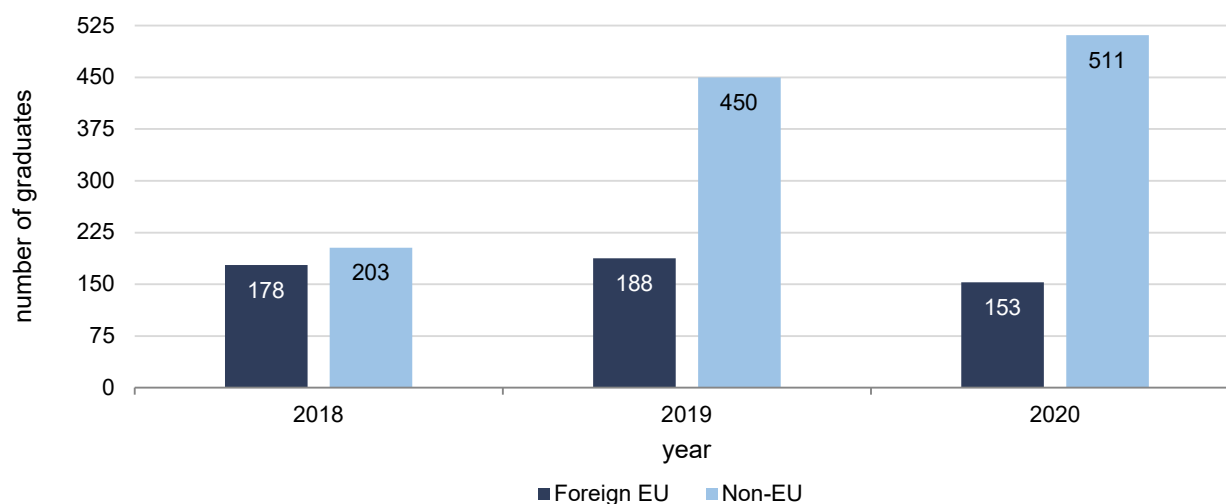
Originating country	Year		
	2018	2019	2020
<b>Malta</b>	<b>3,824</b>	<b>4,232</b>	<b>3,964</b>
<b>Other EU<sup>2</sup></b>	<b>178</b>	<b>188</b>	<b>153</b>
<i>of which:</i>			
Italy	23	31	49
Bulgaria	13	13	36
Germany	10	15	17
Netherlands	8	12	9
United Kingdom	61	49	n/a
<b>Non-EU<sup>2</sup></b>	<b>203</b>	<b>450</b>	<b>511</b>
<i>of which:</i>			
India	12	111	182
United Kingdom	n/a	n/a	33
Nigeria	11	30	20
Morocco	7	27	16
China	16	8	16
<b>Unspecified</b>	<b>-</b>	<b>-</b>	<b>1</b>
<b>Total</b>	<b>4,205</b>	<b>4,870</b>	<b>4,629</b>
<b>% foreign</b>	<b>9.1</b>	<b>13.1</b>	<b>14.3</b>

<sup>1</sup> Tertiary level refers to ISCED Levels 5 - 8. Refer to methodological notes 2 and 4.

<sup>2</sup> As from 2020 UK is excluded from 'Other EU' and included in 'Non-EU'. Refer to methodological note 7.

Note: Data for 2018 and 2019 have been revised.

**Chart 3. Foreign tertiary<sup>1</sup> graduates by year and originating region**



<sup>1</sup> Tertiary level refers to ISCED Levels 5 - 8. Refer to methodological notes 2 and 4.

Notes:

1. As from 2020 UK is excluded from 'Other EU' and included in 'Non-EU'. Refer to methodological note 7.

2. Data for 2018 and 2019 have been revised.

**Table 5. Tertiary<sup>1</sup> graduates by year, sex and field of education<sup>2</sup>**

Field of education (ISCED-F 2013)	Year			Change	Percentage change
	2018	2019	2020	2020/2019	
<b>Males</b>					
Generic programmes and qualifications	-	1	17	16	1,600.0
Education	48	90	41	-49	-54.4
Arts and humanities	172	174	161	-13	-7.5
Social sciences, journalism and information	147	168	162	-6	-3.6
Business, administration and law	619	757	810	53	7.0
Natural sciences, mathematics and statistics	83	94	87	-7	-7.4
Information and Communication Technologies	246	247	260	13	5.3
Engineering, manufacturing and construction	256	254	218	-36	-14.2
Agriculture, forestry, fisheries and veterinary	7	6	6	-	-
Health and welfare	247	244	221	-23	-9.4
Services	44	57	64	7	12.3
<b>Total</b>	<b>1,869</b>	<b>2,092</b>	<b>2,047</b>	<b>-45</b>	<b>-2.2</b>
<b>Females</b>					
Generic programmes and qualifications	-	-	21	21	100.0
Education	169	338	267	-71	-21.0
Arts and humanities	238	263	257	-6	-2.3
Social sciences, journalism and information	292	299	310	11	3.7
Business, administration and law	712	903	818	-85	-9.4
Natural sciences, mathematics and statistics	113	96	97	1	1.0
Information and Communication Technologies	46	47	40	-7	-14.9
Engineering, manufacturing and construction	115	97	96	-1	-1.0
Agriculture, forestry, fisheries and veterinary	7	11	9	-2	-18.2
Health and welfare	589	643	599	-44	-6.8
Services	55	81	68	-13	-16.0
<b>Total</b>	<b>2,336</b>	<b>2,778</b>	<b>2,582</b>	<b>-196</b>	<b>-7.1</b>
<b>Total</b>					
Generic programmes and qualifications	-	1	38	37	3700.0
Education	217	428	308	-120	-28.0
Arts and humanities	410	437	418	-19	-4.3
Social sciences, journalism and information	439	467	472	5	1.1
Business, administration and law	1,331	1,660	1,628	-32	-1.9
Natural sciences, mathematics and statistics	196	190	184	-6	-3.2
Information and Communication Technologies	292	294	300	6	2.0
Engineering, manufacturing and construction	371	351	314	-37	-10.5
Agriculture, forestry, fisheries and veterinary	14	17	15	-2	-11.8
Health and welfare	836	887	820	-67	-7.6
Services	99	138	132	-6	-4.3
<b>Total</b>	<b>4,205</b>	<b>4,870</b>	<b>4,629</b>	<b>-241</b>	<b>-4.9</b>

<sup>1</sup> Tertiary level refers to ISCED Levels 5 - 8. Refer to methodological notes 2 and 4.

<sup>2</sup> For fields of education/ISCED-F 2013 classification refer to methodological notes 4 and 8.

Note: Data for 2018 and 2019 have been revised.

**Table 6. Tertiary<sup>1</sup> graduates by ISCED level<sup>2</sup> and field of education<sup>3</sup>: 2020**

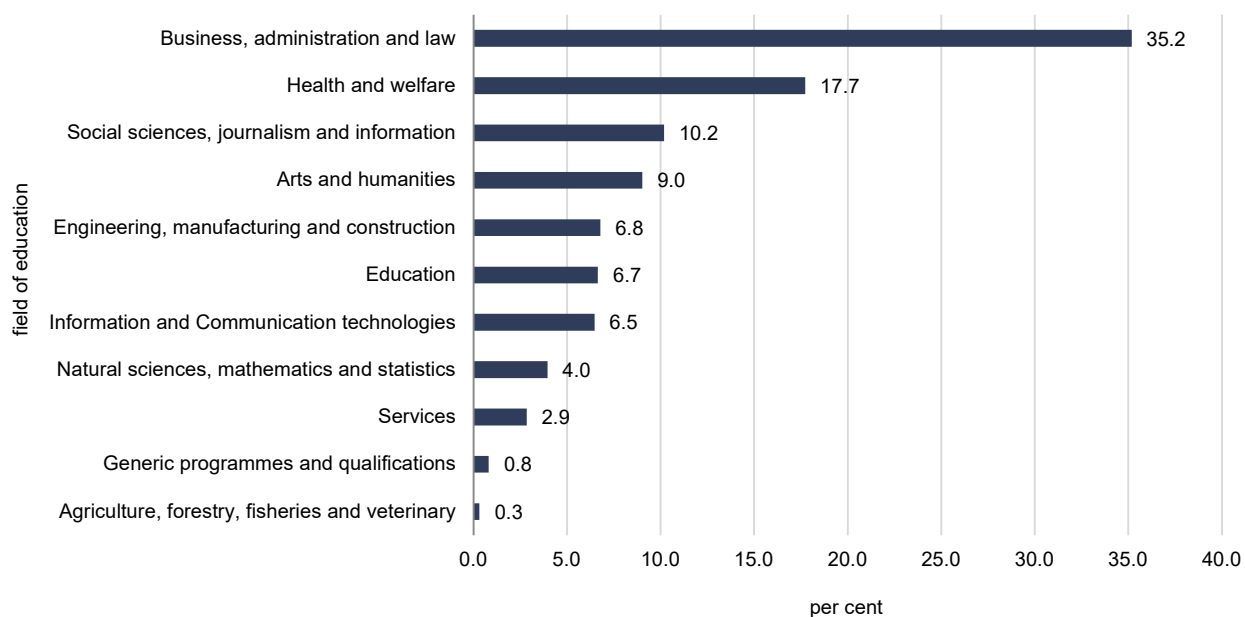
Field of education (ISCED-F 2013)	ISCED Level (2011)				Total
	ISCED 5	ISCED 6	ISCED 7	ISCED 8	
Generic programmes and qualifications	31	7	-	-	38
Education	47	148	102	11	308
Arts and humanities	3	329	83	3	418
Social sciences, journalism and information	2	339	125	6	472
Business, administration and law	119	640	865	4	1,628
Natural sciences, mathematics and statistics	11	116	52	5	184
Information and Communication Technologies	24	229	45	2	300
Engineering, manufacturing and construction	5	219	77	13	314
Agriculture, forestry, fisheries and veterinary	3	12	-	-	15
Health and welfare	68	424	306	22	820
Services	24	107	1	-	132
<b>Total</b>	<b>337</b>	<b>2,570</b>	<b>1,656</b>	<b>66</b>	<b>4,629</b>

<sup>1</sup> Tertiary level refers to ISCED Levels 5 - 8. Refer to methodological notes 2 and 4.

<sup>2</sup> For ISCED-2011 classification refer to methodological notes 4 and 8.

<sup>3</sup> For fields of education/ISCED-F 2013 classification refer to methodological notes 4 and 8.

**Chart 4. Percentage distribution of tertiary<sup>1</sup> graduates by field of education<sup>2</sup>: 2020**



<sup>1</sup> Tertiary level refers to ISCED Levels 5 - 8. Refer to methodological notes 2 and 4.

<sup>2</sup> For fields of education/ISCED-F 2013 classification refer to methodological notes 4 and 8.

Note: Percentages may not add up due to rounding.

## Methodological Notes

1. Education statistics presented in this news release are processed by the National Statistics Office (NSO) on an annual basis in accordance with European Regulations (EC) 452/2008 and (EU) 912/2013. These regulations establish the basis of information to be collected from educational institutions at all levels of education and all economic sectors. By adhering to these regulations, all education statistics collected and processed by the NSO are comparable to other European countries following the same regulatory standards.
2. For the purpose of this news release 'Graduates' refers to Tertiary graduates who obtained a qualification at ISCED levels 5 to 8 from institutions such as MCAST, ITS, University of Malta, and other public and private further and higher institutions.
3. This news release includes graduates who were enrolled in formal education courses with a minimum duration of one semester of full-time study (or the equivalent in part-time) and that are delivered in Malta. This news release excludes graduates in short courses (duration of less than the equivalence of one full-time semester), preparatory programmes and courses not delivered in Malta.
4. **Definitions and Classifications:**
  - **Graduates**  
Students who successfully complete an educational programme during the reference year and who will be eventually awarded a qualification.
  - **International Standard Classification of Education - ISCED**  
The International Standard Classification of Education (ISCED) is a framework for assembling, compiling, and analysing cross-nationally comparable statistics on education. ISCED belongs to the United Nations International Family of Economic and Social Classifications and is the reference classification for organizing education programmes and related qualifications by levels and fields of education. ISCED is designed to serve as a framework to classify educational activities as defined in programmes and the resulting qualifications into internationally agreed categories. For more information refer to the ISCED 2011 Manual at: <http://uis.unesco.org/sites/default/files/documents/international-standard-classification-of-education-isced-2011-en.pdf>  
**In this news release the following tertiary levels of the ISCED 2011 classification were included:**
    - ISCED 5 - Short-cycle tertiary education
    - ISCED 6 - Bachelor's or equivalent level
    - ISCED 7 - Master's or equivalent level
    - ISCED 8 - Doctoral or equivalent level
  - **Fields of education**  
ISCED Fields of Education and Training classifies educational programmes and related qualifications by fields of study. A field is the broad domain, branch or area of content covered by an education programme or qualification. For more information refer to the ISCED-F 2013 Manual at: <http://uis.unesco.org/sites/default/files/documents/isced-fields-of-education-and-training-2013-en.pdf>
  - **Age** is calculated as at 1 January of the reference year.
  - **Formal education**  
Formal education is an institutionalised, intentional and planned type of education which is provided by public organisations and recognised private bodies. It consists primarily of initial education designed for children and young people before their first entry to the labour market. It also includes other types of education such as vocational, special needs and adult education provided they are recognised as part of the formal education system by the relevant national education authorities.
5. Graduates are counted only once in the data. In the case of multiple qualifications by the same person, graduates are weighted according to the intensity of study of their programmes.
6. Education Statistics data is provided by NSO to Eurostat on an annual basis in a dedicated Questionnaire.
7. Owing to the UK's exit from the European Union (with effect from 1 February 2020), UK data is statistically classified as Non-EU from academic year 2019-2020 in the tables relating to nationality. Comparability between periods should be treated with caution.
8. More information relating to this release may be accessed at:  
Sources and Methods: [https://nso.gov.mt/en/nso/Sources\\_and\\_Methods/Unit\\_C4/Education\\_and\\_Information\\_Society\\_Statistics/Pages/Education-Statistics.aspx](https://nso.gov.mt/en/nso/Sources_and_Methods/Unit_C4/Education_and_Information_Society_Statistics/Pages/Education-Statistics.aspx)  
Statistical Concepts: <https://metadata.nso.gov.mt/ConceptDetails.aspx?id=2223>  
ISCED Level: <https://metadata.nso.gov.mt/classificationdetails.aspx?id=ISCED%202011>  
ISCED Fields of education: <https://metadata.nso.gov.mt/classificationdetails.aspx?id=ISCED%20Fields%20of%20Education%20and%20Training%202013>
9. Totals may not add up due to rounding.
10. Data in this news release may be revised. Data for 2018 and 2019 have been revised.
11. References to this news release are to be cited appropriately.
12. A detailed news release calendar is available on: [https://nso.gov.mt/en/News\\_Releases/Release\\_Calendar/Pages/News-Release-Calendar.aspx](https://nso.gov.mt/en/News_Releases/Release_Calendar/Pages/News-Release-Calendar.aspx)

### European statistics comparable to data in this News Release are available at:

[EUROSTAT Website/Homepage/Statistics Database](#)

Data Navigation Tree

Database by themes

- >Population and social conditions
- >Education and training (educ)
  - >Education and training outcomes (educ\_outc)
  - >Graduates (educ\_uoe\_grad)

For further assistance send a request form:

<https://nso.gov.mt/en/Services/Pages/Request-for-Information.aspx>