

Errata Corrigé: In the section 3.1 Single centre destination trips: Malta region, in the first sentence of the last paragraph, 'reached almost €8.0 million' should read 'reached almost €800 million'. Data and tables did not change. Online documents were amended on 26 July at 12:30hrs.

Regional Tourism: 2021

1.0 Overview

In 2021, the total number of inbound and domestic tourists who visited the Gozo and Comino region amounted to 435,907 (Tables 1 and 6). Domestic tourists accounted for 83.8 per cent of total tourism demand within this region. The total number of inbound and domestic tourists who visited the Malta region amounted to 962,556, with inbound tourists accounting for 97.5 per cent of total tourists visiting this region (Charts 1a and 1b).

Chart 1a. Domestic and inbound tourists by region: 2021

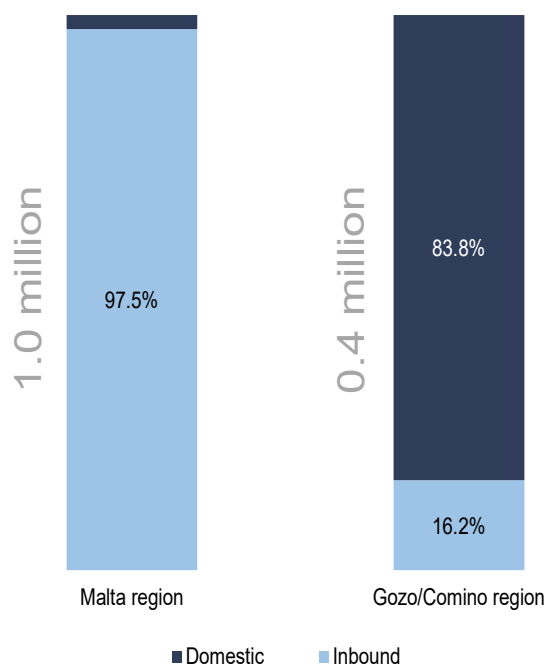
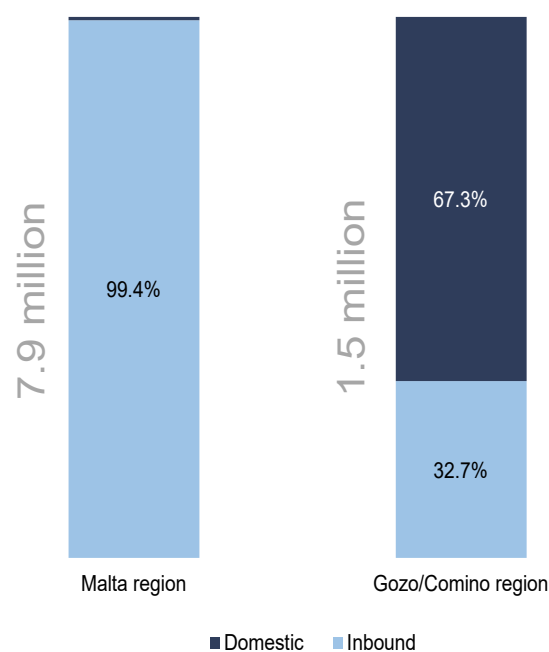


Chart 1b. Nights spent by domestic and inbound tourists by region: 2021



2.0 Domestic tourism

During 2021, domestic tourism across regions stood at 389,561 total arrivals, an increase of 8.1 per cent when compared to 2020. Malta residents travelling to Gozo and Comino region totalled 365,252, or 93.8 per cent of total domestic tourists. Most of domestic tourists travelled for holiday purposes (78.1 per cent) and spent between 1 and 3 nights (79.2 per cent) (Table 1). The average length of stay decreased from 3.0 to 2.8 compared with 2020 levels (Table 1 and Chart 2a). Domestic tourist nights totalled 1,090,113, an increase of 2.4 per cent over 2020 (Table 3). Total expenditure by domestic tourists in 2021 was estimated at €80.3 million, an increase of 35.2 per cent when compared to the previous year (Table 4). The average expenditure per capita stood at €206.2, an increase of €41.3 over 2020 (Table 5).

Chart 2a. Domestic tourism by region and year

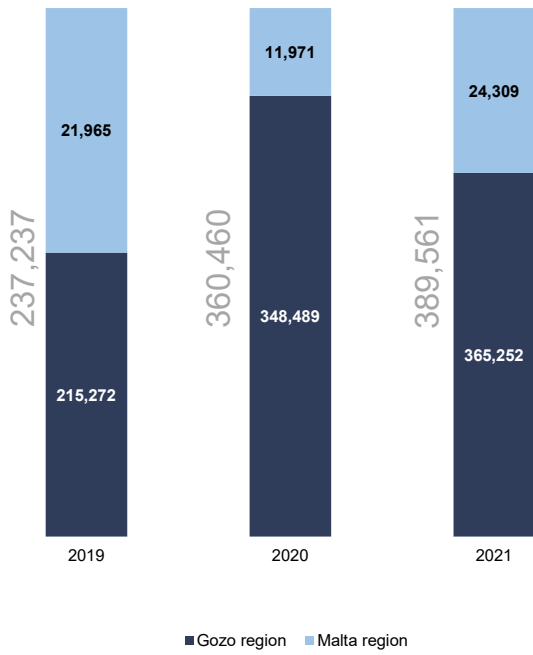
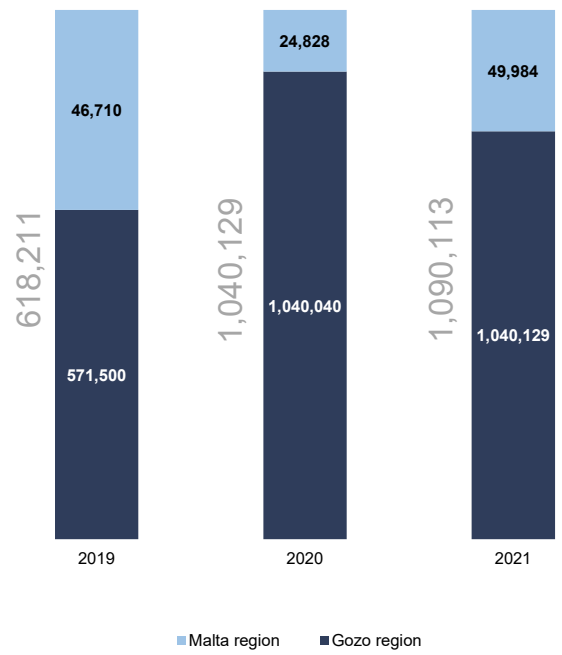
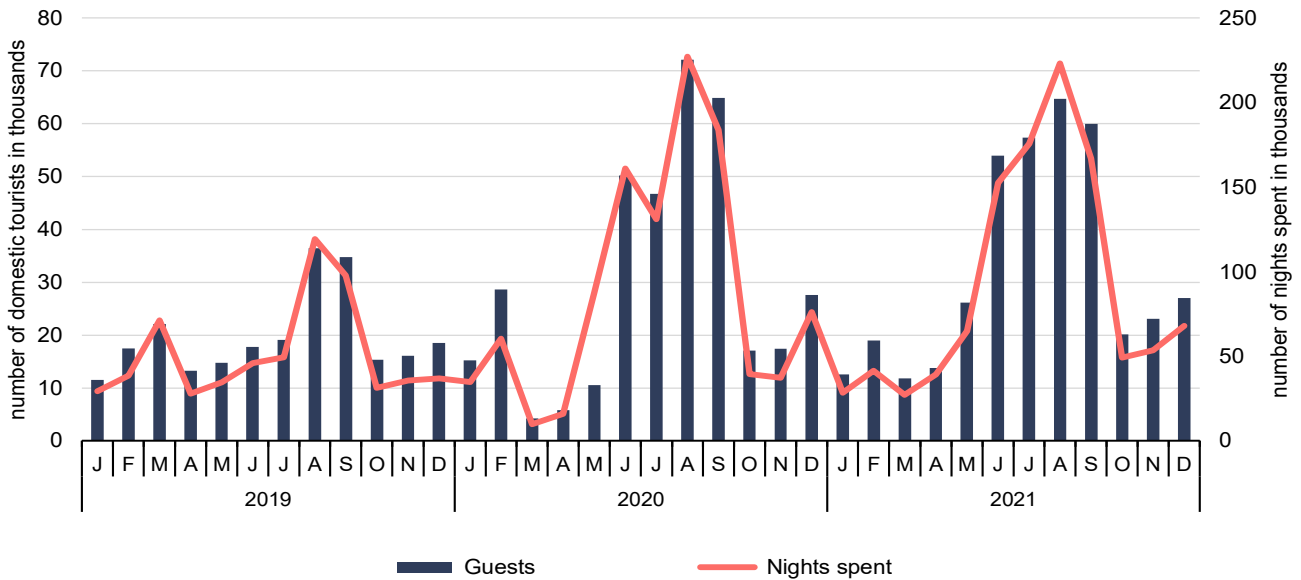


Chart 2b. Nights spent by domestic tourists by region and year



Significant increases have been noted in the domestic tourists and the number of nights spent during the shoulder months (March and April 2021) when compared to 2020 levels (Chart 3). This has been greatly attributed from COVID-19 related travel restrictions.

Chart 3. Total guests and nights spent by domestic tourists by year



2.1 Domestic tourism to Gozo and Comino region

Domestic tourists to Gozo and Comino region, who stayed in rented accommodation amounted to 212,924, an increase of 3.0 per cent over 2020. More than half of the domestic stays in rented accommodation (64.4 per cent) were in other rented accommodation establishments (Table 2).

The majority of domestic tourist nights (62.4 per cent) were in rented accommodation, of which 73.1 per cent were spent in other rented accommodation (Table 3).

Domestic tourism expenditure in Gozo and Comino region was estimated at almost €76.6 million, an increase of 32.4 per cent over 2020 (Table 4).

2.2 Domestic tourism to Malta region

Gozo and Comino residents who travelled to Malta region in 2021 as domestic tourists increased significantly from 11,971 in 2020 to 24,309 in 2021 (Table 1).

Slightly more than half (55.2 per cent) of domestic tourism nights by Gozo and Comino residents who travelled to Malta region were spent in non-rented accommodation (Table 3). In 2021, domestic tourism expenditure in Malta region was estimated at almost €3.7 million, an increase of €2.1 million over 2020 (Table 4).

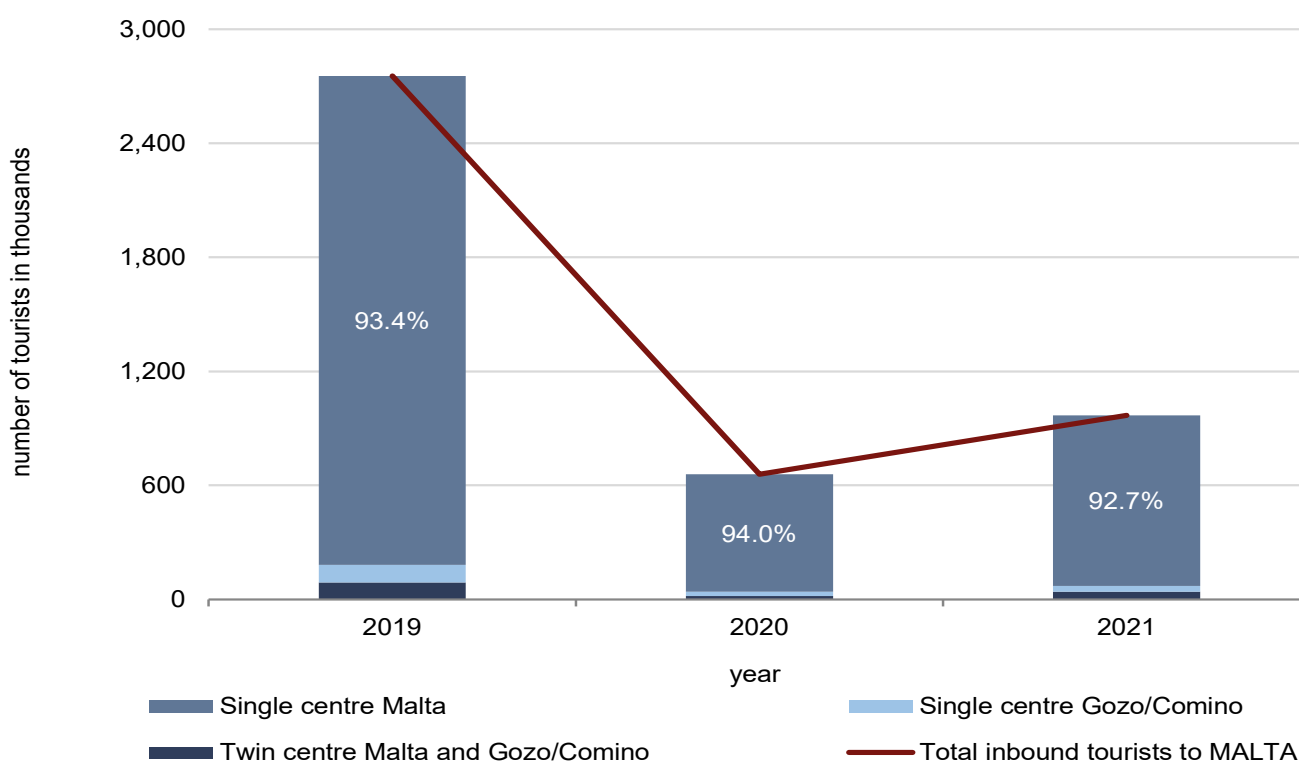
3.0 Inbound tourism

In 2021, inbound tourists in MALTA increased by 47.0 per cent, reaching 968,136 tourists. Single centre destination inbound tourism accounted for the majority of the trips (95.8 per cent) and the rest being twin centre destination trips (Table 6 and Chart 4).

Total nights spent by inbound tourists to MALTA surpassed 8.3 million, an increase of 60.5 per cent over 2020. Nights spent by single centre inbound tourists accounted for 95.7 per cent of total nights spent in MALTA. The remaining were nights spent on twin centre destination trips. Inbound tourist nights in the Malta region accounted for 94.0 per cent of the total, while the Gozo and Comino region accommodated 6.0 per cent of the total nights (Table 6).

In 2021, total expenditure by inbound tourists to MALTA reached €870.7 million, an increase of 91.3 per cent over 2020. Expenditure by inbound tourists on single centre destination trips accounted for 94.9 per cent of total (Table 12).

Chart 4. Inbound tourists by itinerary, region and year



3.1 Single centre destination trips: Malta region

In 2021, inbound tourists to Malta region as a single centre destination reached 897,481 tourists, an increase of 45.0 per cent over 2020. Most of the inbound tourists were aged between 25 and 44 (42.2 per cent) and came from EU Member States (71.1 per cent) but the strongest market being United Kingdom (21.9 per cent). More than half of the single centre inbound tourists (58.4 per cent) travelled by low-cost airlines and 39.1 per cent by other airlines. Travelling by low-cost airlines registered an increase of 42.6 per cent compared to 2020. First-time tourists accounted for 72.5 per cent (Table 7).

The majority of single centre inbound tourists to Malta region, stayed in collective accommodation (66.3 per cent). Nights spent by inbound tourists to Malta region as a single centre destination went up by 60.4 per cent when compared to 2020, reaching almost 7.6 million nights (Tables 10 and 11).

Total expenditure by inbound tourists to Malta as single centre destination, reached almost €800 million, an increase of 89.7 per cent over 2020. This increase was mostly attributed to increases in accommodation expenditure (112.4 per cent), other expenditure (83.9 per cent) and travel ticket expenditure (54.6 per cent) (Table 12).

3.2 Single centre destination trips: Gozo and Comino region

Inbound tourists who visited Gozo and Comino region as a single centre destination amounted to 29,889, an increase of 44.7 per cent over 2020. This accounted for 42.3 per cent, of the total inbound tourists to Gozo and Comino region (Table 6). The majority came from EU Member States (61.5 per cent) but the strongest market being the United Kingdom (30.7 per cent). Most were aged between 45 and 64 (38.3 per cent). Non-package trips accounted for 89.7 per cent of inbound tourists to Gozo and Comino region. The single centre non-package trips to Gozo and Comino region increased by 44.4 per cent over 2020. More than half of the single centre inbound tourists to Gozo and Comino region, travelled by low-cost airlines (51.9 per cent). Low-cost airlines registered an increase of 34.9 per cent over 2020 (Table 8).

In contrast to single centre Malta region, the majority of single centre tourists to Gozo and Comino region, 41.3 per cent, stayed in other rented accommodation. Nights spent by inbound tourists to Gozo and Comino region on single centre trips increased by 32.1 per cent when compared to 2020, amounting to 352,843 nights (Tables 10 and 11). In 2021, the average length of stay of single centre inbound tourists to Gozo and Comino region decreased by 1.1 nights from 12.9 nights to 11.8 nights (Table 8).

Expenditure by inbound tourists to Gozo and Comino region as single centre destination was estimated at €28.0 million in 2021, an increase of 61.0 per cent when compared to previous year. This increase was mostly attributed to increases in accommodation expenditure (92.7 per cent), travel ticket expenditure (61.7 per cent) and other expenditure (51.8 per cent) (Table 12).

3.3 Twin centre destination trips

In 2021, inbound tourists who visited Malta and Gozo and Comino regions as twin centre destination totalled 40,766, an increase of 113.8 per cent when compared to 2020. The largest share of twin centre inbound tourists were in the 25-44 age bracket (50.4 per cent). The majority of inbound tourists on twin centre trips were first-time tourists (76.7 per cent) and came from EU Member States (72.5 per cent) but the strongest markets being France (22.9 per cent) and the United Kingdom (19.9 per cent). More than half of the twin centre inbound tourists travelled by low-cost airlines (51.7 per cent). Travelling by low cost and other airlines recorded significant increases of 102.2 and 143.2 per cent respectively when compared to 2020 (Table 9).

A high proportion of twin centre tourists stayed in rented accommodation (91.2 per cent). Total nights spent by twin centre tourists increased by 95.6 per cent when compared to 2020, amounting to 438,744 nights. The majority of inbound twin centre tourist nights were spent in collective accommodation (45.5 per cent), followed by 38.8 per cent in other rented accommodation (Tables 10 and 11). In 2021, the average length of stay of inbound tourists visiting both regions stood at 10.8 nights, down by 1.0 nights compared to 2020 (Table 9).

Total expenditure spent by twin centre tourists was estimated at €44.7 million in 2021, an increase of 162.6 per cent over 2020. Non-package expenditure by twin centre inbound tourists was almost nine times higher, when compared to package expenditure. All expenditure categories registered significant increases over 2020 (Table 12).

Table 1. Profile of domestic tourists

Characteristics	January-December			Change	Percentage change
	2019	2020 ¹	2021	2021/2020	
Regional overview					
Malta residents to Gozo/Comino region	215,272	348,489	365,252	16,763	4.8
Gozo/Comino residents to Malta region	21,965	11,971	24,309	12,338	103.1
Sex					
Males	128,266	190,313	217,606	27,293	14.3
Females	108,971	170,147	171,955	1,808	1.1
Age group					
15-24	42,691	63,499	52,693	-10,806	-17.0
25-44	102,584	182,557	207,457	24,900	13.6
45-64	62,228	87,347	89,051	1,704	2.0
65 or more	29,734	27,056	40,361	13,305	49.2
Purpose of visit					
Holiday	203,670	287,495	304,168	16,673	5.8
Visiting relatives and friends	19,254	54,590	58,650	4,060	7.4
Other (including business, educational, religious and health tourism)	14,314	18,375	26,743	8,368	45.5
Duration of visit					
1-3 nights	199,355	290,374	308,618	18,244	6.3
4-6 nights	31,113	51,878	60,114	8,236	15.9
7 nights or more	6,769 ^u	18,208	20,829	2,621	14.4
Average length of stay (nights)	2.6	3.0	2.8	0.4	-
Total tourists	237,237	360,460	389,561	29,101	8.1

^u Under represented - between 20 and 49 sample observations.

¹ Refer to methodological note 3.

Notes:

1. Totals may not add up due to rounding.
2. Figures include residents in Malta and Gozo/Comino region.
3. Figures exclude individuals aged 0 to 14 years. Please refer to methodological note 1.
4. Changes denoted by the dash symbol (-) should be treated with caution. For more information, please refer to methodological note 8.

Source: National Tourism Survey, NSO

Table 2. Domestic tourists by year, region of destination and type of accommodation

Type of accommodation	January-December			Change	Percentage change
	2019	2020 ¹	2021	2021/2020	
Malta residents to Gozo/Comino region	215,272	348,489	365,252	16,763	4.8
Rented accommodation	146,944	206,782	212,924	6,142	3.0
Collective	58,152	58,813	75,696	16,883	28.7
Other rented	88,792	147,969	137,228	-10,741	-7.3
Non-rented accommodation	68,328	141,708	152,328	10,621	7.5
Gozo/Comino residents to Malta region	21,965	11,971	24,309	12,339	103.1
Rented accommodation	12,379	5,108^u	11,628	6,520	127.6
Non-rented accommodation	9,586	6,862	12,682	5,819	84.8
Total tourists	237,237	360,460	389,561	29,101	8.1

^u Under represented - between 20 and 49 sample observations.

¹ Refer to methodological note 3.

Notes:

1. Totals may not add up due to rounding.
2. Figures exclude individuals aged 0 to 14 years. Please refer to methodological note 1.
3. Changes denoted by the dash symbol (-) should be treated with caution. For more information, please refer to methodological note 8.

Source: National Tourism Survey, NSO

Table 3. Total nights spent by domestic tourists by year, region of destination and type of accommodation

Type of accommodation	January-December			Change	Percentage change
	2019	2020 ¹	2021	2021/2020	
Malta residents to Gozo/Comino region	571,500	1,040,040	1,040,129	89	0.0
Rented accommodation	413,731	614,861	649,152	34,291	5.6
Collective	124,280	141,358	174,795	33,437	23.7
Other rented	289,451	473,503	474,357	854	0.2
Non-rented accommodation	157,769	425,179	390,977	-34,202	-8.0
Gozo/Comino residents to Malta region	46,710	24,828	49,984	25,156	101.3
Rented accommodation	25,102	12,490^u	22,381	9,892	79.2
Non-rented accommodation	21,608	12,338	27,602	15,264	123.7
Total nights	618,211	1,064,868	1,090,113	25,245	2.4

^u Under represented - between 20 and 49 sample observations.

¹ Refer to methodological note 3.

Notes:

1. Totals may not add up due to rounding.
2. Figures exclude individuals aged 0 to 14 years. Please refer to methodological note 1.
3. Changes denoted by the dash symbol (-) should be treated with caution. For more information, please refer to methodological note 8.

Source: National Tourism Survey, NSO

Chart 5. Nights spent by Malta residents in Gozo/Comino region by type of accommodation in 2021

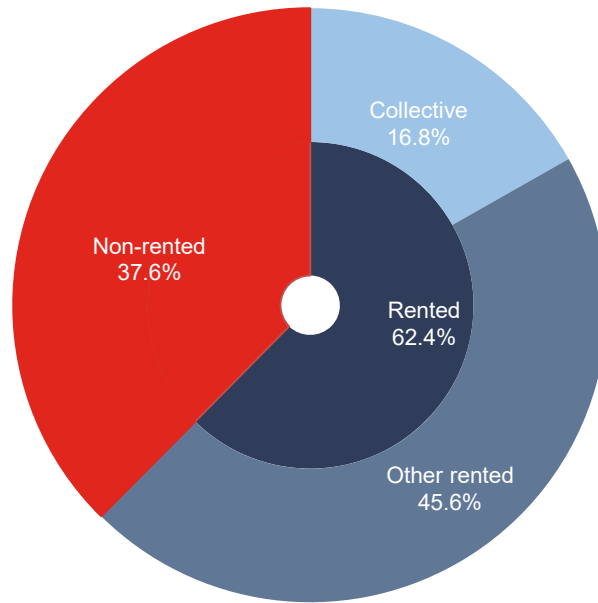


Chart 6. Nights spent by Gozo/Comino residents in Malta region by type of accommodation in 2021

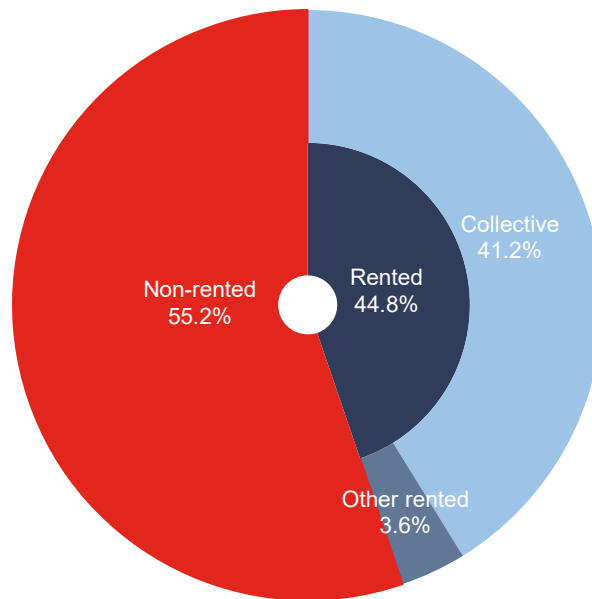


Table 4. Total expenditure by domestic tourists by year, region of destination and expenditure category

€ 000

Expenditure category	January-December			Change	Percentage change
	2019	2020 ¹	2021	2021/2020	
Malta residents to Gozo/Comino region	35,876	57,819	76,570	18,751	32.4
Travel ticket	2,350	3,763	3,444	-319	-8.5
Accommodation	12,415	22,022	26,575	4,553	20.7
Other expenditure	21,111	32,034	46,552	14,518	45.3
Gozo/Comino residents to Malta region	3,457	1,604	3,749	2,144	133.7
Total expenditure	39,333	59,423	80,319	20,896	35.2

¹ Refer to methodological note 3.

Notes:

1. Totals may not add up due to rounding.
2. Expenditure estimates are rounded to the nearest thousand Euro.
3. Figures exclude individuals aged 0 to 14 years. Please refer to methodological note 1.

Source: National Tourism Survey, NSO

Table 5. Average expenditure by year per capita and per night by domestic tourists and expenditure category

€

Expenditure category	January-December					
	per capita			per night		
	2019	2020 ¹	2021	2019	2020 ¹	2021
Travel ticket	10.4	10.6	9.2	4.0	3.6	3.3
Accommodation	57.6	62.8	71.3	22.1	21.2	25.5
Other expenditure	97.8	91.5	125.6	37.5	31.0	44.9
Total	165.8	164.9	206.2	63.6	55.8	73.7

¹ Refer to methodological note 3.

Notes:

1. Figures include expenditure spent by residents in Malta and Gozo/Comino region.
2. Figures exclude individuals aged 0 to 14 years. Please refer to methodological note 1.

Source: National Tourism Survey, NSO

Chart 7. Total expenditure per capita by domestic tourists by region of destination and expenditure category in 2021

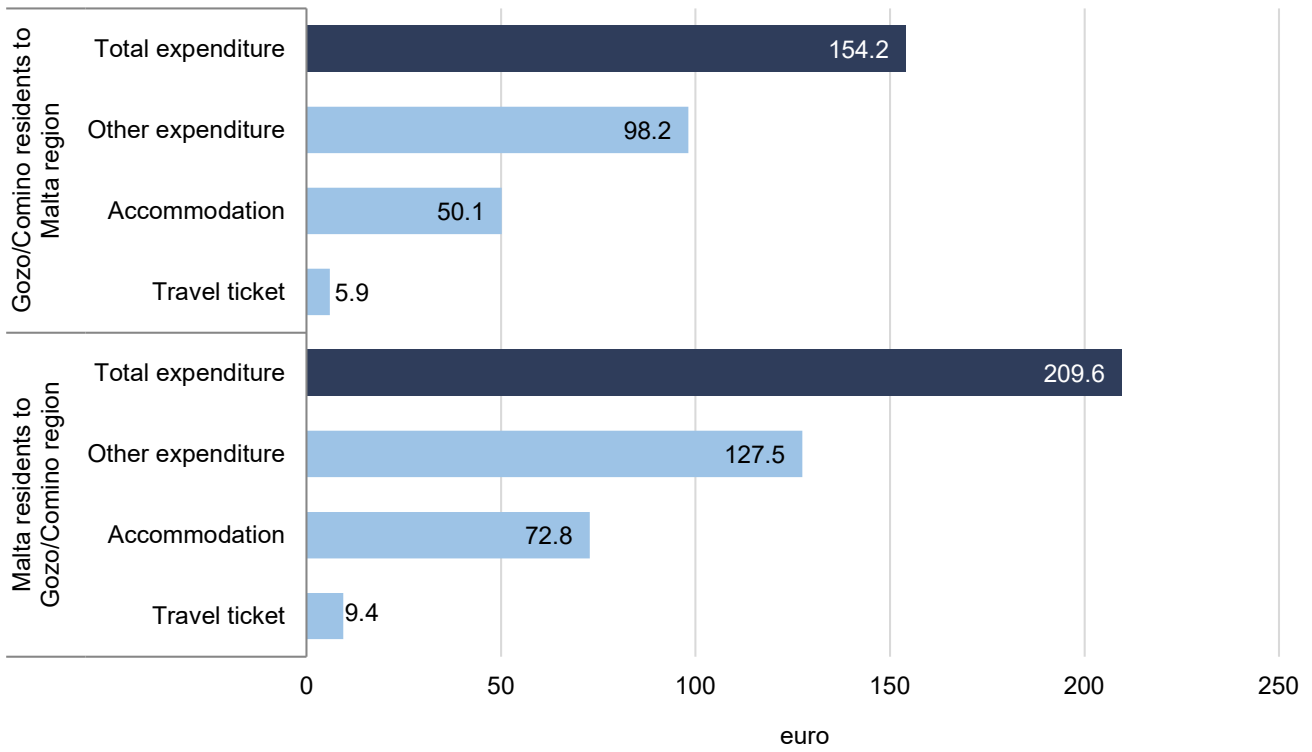


Table 6. General overview of inbound tourism to MALTA by year, itinerary and region

	January-December			Change	Percentage change
	2019	2020 ¹	2021	2021/2020	
Inbound tourists:					
MALTA	2,753,239	658,567	968,136	309,570	47.0
<i>Single centre destination</i> ²	2,664,976	639,502	927,370	287,868	45.0
Malta	2,572,261	618,842	897,481	278,638	45.0
Gozo/Comino	92,715	20,659	29,889	9,230	44.7
<i>Twin centre destination</i> ³	88,263	19,065	40,766	21,702	113.8
Malta and Gozo/Comino	88,263	19,065	40,766	21,702	113.8
Regional overview⁴					
Malta	2,660,524	637,907	938,247	300,340	47.1
Gozo/Comino	180,979	39,724	70,655	30,931	77.9
Nights spent by inbound tourists:					
MALTA	19,338,860	5,227,229	8,389,545	3,162,316	60.5
<i>Single centre destination</i> ²	18,475,408	5,002,937	7,950,801	2,947,864	58.9
Malta	17,659,854	4,735,882	7,597,958	2,862,076	60.4
Gozo/Comino	815,554	267,056	352,843	85,788	32.1
<i>Twin centre destination</i> ³	863,452	224,292	438,744	214,452	95.6
Malta	543,084	146,833	285,767	138,933	94.6
Gozo/Comino	320,368	77,459	152,977	75,519	97.5
Regional overview⁴					
Malta	18,202,938	4,882,715	7,883,725	3,001,010	61.5
Gozo/Comino	1,135,922	344,514	505,820	161,306	46.8

¹ Refer to methodological notes 5 and 6.

² Single centre destination includes inbound tourism trips with overnight stays in one region only.

³ Twin centre destination includes inbound tourism trips with combined overnight stays in both Malta and Gozo/Comino regions.

⁴ The summation of the regions exceeds inbound tourists visiting MALTA, because of double counting of twin centre destination tourists to Malta and Gozo/Comino regions, respectively.

Notes:

1. Totals may not add up due to rounding.

2. MALTA gives the sum of residents of Malta and Gozo/Comino regions respectively.

Source: Inbound Tourism Survey (Tourstat), NSO

Table 7. Profile by year of inbound single centre destination tourists to Malta region

Characteristics	January-December			Change	Percentage change
	2019	2020 ¹	2021	2021/2020	
Type and mode of travel					
Air	2,524,292	601,436	874,738	273,302	45.4
Low-cost airlines	1,473,655	367,517	524,167	156,650	42.6
Other airlines	1,050,637	233,919	350,572	116,652	49.9
Sea	47,969	17,406	22,742	5,336	30.7
Sex					
Males	1,280,911	330,663	464,930	134,268	40.6
Females	1,291,350	288,180	432,550	144,370	50.1
Age group					
0-14	111,312	29,638	27,498	-2,140	-7.2
15-24	401,319	106,805	172,254	65,450	61.3
25-44	1,029,641	256,359	378,686	122,328	47.7
45-64	764,406	178,805	251,931	73,126	40.9
65 or more	265,583	47,235	67,111	19,876	42.1
Country of residence					
EU	2,147,880	422,805	637,748	214,943	50.8
<i>of which:</i>					
France	216,905	65,835	121,472	55,638	84.5
Germany	190,560	65,768	86,989	21,221	32.3
Italy	375,842	90,354	121,930	31,576	34.9
Spain	110,868	26,302	33,892	7,589	28.9
United Kingdom ²	601,780	n/a	n/a	n/a	n/a
Non-EU	424,381	196,038	259,733	63,695	32.5
<i>of which:</i>					
United Kingdom ²	n/a	126,455	196,970	n/a	n/a
Purpose of visit					
Holiday	2,085,056	481,712	710,517	228,805	47.5
Visiting relatives and friends	188,943	62,445	83,105	20,661	33.1
Other (including business, educational, religious and health tourism)	298,261	74,686	103,859	29,173	39.1
Organisation of stay					
Package	791,595	157,983	216,220	58,237	36.9
Non-package	1,780,666	460,859	681,261	220,402	47.8
Frequency					
First-time tourists	1,931,615	441,765	650,381	208,617	47.2
Repeat tourists	640,646	177,078	247,100	70,022	39.5
once a year or less	471,152	119,172	176,447	57,274	48.1
more than once a year	169,495	57,905	70,653	12,748	22.0
Duration of visit					
1-3 nights	591,666	159,706	171,769	12,062	7.6
4-6 nights	785,848	183,776	248,161	64,385	35.0
7 nights or more	1,194,748	275,360	477,551	202,191	73.4
Average length of stay (nights)	6.9	7.7	8.5	0.8	-
Total	2,572,261	618,842	897,481	278,638	45.0

¹ Refer to methodological notes 5 and 6.

² Refer to methodological note 7.

Notes:

1. n/a: not applicable.

2. Totals may not add up due to rounding.

3. Single centre destination includes inbound tourism trips with overnight stays in one region only.

Source: Inbound Tourism Survey (Tourstat), NSO

Table 8. Profile by year of inbound single centre destination tourists to Gozo and Comino region

Characteristics	January-December			Change	Percentage change
	2019	2020 ¹	2021	2020/2019	
Type and mode of travel					
Air	92,517	20,587	29,796	9,209	44.7
Low-cost airlines	52,786	11,496	15,507	4,011	34.9
Other airlines	39,731	9,092	14,290	5,198	57.2
Sea	:	:	:	-	-
Sex					
Males	46,996	10,653	16,023	5,370	50.4
Females	45,719	10,006	13,866	3,860	38.6
Age group					
0-14	6,516	1,897	2,087 ^u	-	-
15-24	10,283	2,738	3,432	-	-
25-44	31,683	7,918	9,440	1,522	19.2
45-64	36,889	6,774	11,448	4,674	69.0
65 or more	7,345	1,332 ^u	3,482	-	-
Country of residence					
EU	82,270	12,767	18,368	5,601	43.9
<i>of which:</i>					
France	6,908	1,986 ^u	3,124 ^u	-	-
Germany	14,141	4,393	4,519	-	-
Italy	8,575	1,716 ^u	3,312 ^u	-	-
Spain	:	:	:	-	-
United Kingdom ²	32,323	n/a	n/a	n/a	n/a
Non-EU	10,445	7,892	11,522	3,629	46.0
<i>of which:</i>					
United Kingdom ²	n/a	6,370	9,169	2,800	44.0
Purpose of visit					
Holiday	75,949	14,985	22,550	7,565	50.5
Visiting relatives and friends	13,426	4,526	5,372	-	-
Other (including business, educational, religious and health tourism)	3,340 ^u	1,148	1,967	-	-
Organisation of stay					
Package	19,293	2,103 ^u	3,086	-	-
Non-package	73,422	18,557	26,803	8,247	44.4
Frequency					
First-time tourists	53,774	9,919	13,907	3,989	40.2
Repeat tourists	38,941	10,741	15,982	5,241	48.8
once a year or less	29,691	6,324	10,594	4,270	67.5
more than once a year	9,250	4,416	5,388	-	-
Duration of visit					
1-3 nights	6,644	1,453 ^u	2,056	-	-
4-6 nights	18,977	3,279	5,277	1,998	60.9
7 nights or more	67,095	15,928	22,556	6,628	41.6
Average length of stay (nights)	8.8	12.9	11.8	-1.1	-
Total	92,715	20,659	29,889	9,230	44.7

: Unreliable - less than 20 sample observations.

^u Under represented - between 20 and 49 sample observations.

¹ Refer to methodological notes 5 and 6.

² Refer to methodological note 7.

Notes:

1. n/a: not applicable.

2. Totals may not add up due to rounding.

Table 9. Profile by year of inbound twin centre destination tourists to Malta and Gozo and Comino regions

Characteristics	January-December			Change	Percentage change
	2019	2020 ¹	2021	2021/2020	
Type and mode of travel					
Air	85,218	17,964	39,412	21,448	119.4
Low-cost airlines	52,106	10,431	21,090	10,659	102.2
Other airlines	33,112	7,533	18,322	10,789	143.2
Sea	3,045	1,101	1,354	253	23.0
Sex					
Males	40,643	10,086	21,960	11,874	117.7
Females	47,620	8,978	18,806	9,828	109.5
Age group					
0-14	6,516	1,897	1,391 ^u	-	-
15-24	10,283	2,738	5,228	2,490	91.0
25-44	40,518	8,469	20,543	12,074	142.6
45-64	25,521	4,817	11,197	6,380	132.4
65 or more	7,056	:	2,406	-	-
Country of residence					
EU	71,450	13,850	29,575	15,724	113.5
<i>of which:</i>					
France	15,326	3,054	9,316	6,262	205.1
Germany	6,845	2,309	5,007	2,698	116.9
Italy	8,538	1,906	2,532	-	-
Spain	4,098	667 ^u	:	-	-
United Kingdom ²	15,520	n/a	n/a	n/a	n/a
Non-EU	16,813	5,214	11,191	5,977	114.6
<i>of which:</i>					
United Kingdom ²	n/a	3,120	8,127	n/a	n/a
Purpose of visit					
Holiday	79,072	16,039	37,330	21,291	132.7
Visiting relatives and friends	5,700	2,015	2,393	-	-
Other (including business, educational, religious and health tourism)	3,492	1,010	1,043	-	-
Organisation of stay					
Package	7,126	992 ^u	2,340	-	-
Non-package	81,137	18,072	38,426	20,354	112.6
Frequency					
First-time tourists	70,751	13,882	31,273	17,392	125.3
Repeat tourists	17,513	5,183	9,493	4,310	83.1
once a year or less	13,948	3,312	7,164	3,852	116.3
more than once a year	3,565	1,871	2,329	-	-
Duration of visit					
1-3 nights	2,570 ^u	:	:	-	-
4-6 nights	16,440	2,534	4,147	1,613	63.7
7 nights or more	69,253	15,869	35,818	19,949	125.7
Average length of stay (nights)	9.8	11.8	10.8	-1.0	-
Total	88,263	19,065	40,766	21,702	113.8

: Unreliable - less than 20 sample observations.

^u Under represented - between 20 and 49 sample observations.

¹ Refer to methodological notes 5 and 6.

² Refer to methodological note 7.

Notes:

1. n/a: not applicable.

2. Totals may not add up due to rounding.

3. Twin centre destination includes inbound tourism trips with combined overnight stays in both Malta and Gozo and Comino regions.

4. Changes denoted by the dash symbol (-) should be treated with caution. For more information, please refer to methodological note 8.

Source: Inbound Tourism Survey (Tourstat), NSO

Table 10. Inbound tourists by year, itinerary, region and type of accommodation

Type of accommodation	January-December			Change	Percentage change
	2019	2020 ¹	2021	2021/2020	
MALTA	2,753,239	658,567	968,136	309,570	47.0
<i>Single centre destination</i> ²	2,664,976	639,502	927,370	287,868	45.0
Malta	2,572,261	618,842	897,481	278,638	45.0
Rented accommodation	2,273,638	524,078	767,766	243,688	46.5
Collective	1,650,047	396,620	595,006	198,387	50.0
Other rented	623,590	127,459	172,760	45,302	35.5
Non-rented accommodation	298,623	94,764	129,714	34,950	36.9
Gozo/Comino	92,715	20,659	29,889	9,230	44.7
Rented accommodation	71,253	12,664	19,343	6,679	52.7
Collective	26,331	3,564	6,987	3,423	96.0
Other rented	44,922	9,100	12,356	3,256	35.8
Non-rented accommodation	21,462	7,995	10,546	2,551	31.9
<i>Twin centre destination</i> ³	88,263	19,065	40,766	21,702	113.8
Malta and Gozo/Comino	88,263	19,065	40,766	21,702	113.8
Rented accommodation	79,232	15,995	37,161	21,166	132.3
Collective	33,588	7,754	21,193	13,439	173.3
Other rented	45,644	8,241	15,968	7,726	93.8
Non-rented accommodation	9,031	3,070	3,606	-	-

¹ Refer to methodological notes 5 and 6.

² Single centre destination includes inbound tourism trips with overnight stays in one region only.

³ Twin centre destination includes inbound tourism trips with combined overnight stays in both Malta and Gozo/Comino regions.

Notes:

1. Tourists visiting Malta and Gozo/Comino regions as twin centre destination provide information only on the main accommodation used in either one of the regions. No information is provided in respect of the accommodation used for the remaining nights which are spent in the other region. In this regard, the nights of twin centre tourists cannot be segregated by the type of accommodation used in each of the respective regions.

2. Totals may not add up due to rounding.

3. MALTA gives the sum of residents of Malta and Gozo/Comino regions respectively.

Source: Inbound Tourism Survey (Tourstat), NSO

Table 11. Total nights spent by inbound tourists by year, itinerary, region and type of accommodation

Type of accommodation	January-December			Change	Percentage change
	2019	2020 ¹	2021	2021/2020	
MALTA	19,338,860	5,227,229	8,389,545	3,162,316	60.5
<i>Single centre destination</i> ²	18,475,408	5,002,937	7,950,801	2,947,864	58.9
Malta	17,659,854	4,735,882	7,597,958	2,862,076	60.4
Rented accommodation	14,905,222	3,469,289	5,967,304	2,498,015	72.0
Collective	9,587,692	2,263,354	3,856,167	1,592,813	70.4
Other rented	5,317,530	1,205,935	2,111,137	905,202	75.1
Non-rented accommodation	2,754,632	1,266,593	1,630,654	364,061	28.7
Gozo/Comino	815,554	267,056	352,843	85,788	32.1
Rented accommodation	590,357	133,940	197,169	63,229	47.2
Collective	189,927	25,600	60,126	34,526	134.9
Other rented	400,430	108,340	137,043	28,703	26.5
Non-rented accommodation	225,197	133,116	155,674	22,559	16.9
<i>Twin centre destination</i> ³	863,452	224,292	438,744	214,452	95.6
Malta and Gozo/Comino	863,452	224,292	438,744	214,452	95.6
Rented accommodation	735,201	157,154	369,895	212,740	135.4
Collective	291,014	73,016	199,662	126,646	173.5
Other rented	444,187	84,139	170,233	86,094	102.3
Non-rented accommodation	128,251	67,138	68,849	-	-

¹ Refer to methodological notes 5 and 6.

² Single centre destination includes inbound tourism trips with overnight stays in one region only.

³ Twin centre destination includes inbound tourism trips with combined overnight stays in both Malta and Gozo and Comino regions.

Notes:

1. Tourists visiting Malta and Gozo and Comino regions as twin centre destination provide information only on the main accommodation used in either one of the regions. No information is provided in respect of the accommodation used for the remaining nights which are spent in the other region. In this regard, the nights of twin centre tourists cannot be segregated by the type of accommodation used in each of the respective regions.

2. Totals may not add up due to rounding.

3. MALTA gives the sum of residents of Malta and Gozo and Comino regions.

Source: Inbound Tourism Survey (Tourstat), NSO

Table 12. Total expenditure by inbound tourists by year, itinerary, region and expenditure category

€ 000

Expenditure category	January-December			Change	Percentage change
	2019	2020 ¹	2021	2021/2020	
MALTA	2,220,627	455,108	870,710	415,601	91.3
<i>Single centre destination</i> ²	2,135,853	438,067	825,968	387,900	88.5
Malta	2,059,313	420,696	798,000	377,304	89.7
Package	537,396	83,457	175,083	91,626	109.8
Non-package	774,089	158,613	294,421	135,808	85.6
Travel ticket	362,329	73,516	113,687	40,171	54.6
Accommodation	411,760	85,097	180,734	95,637	112.4
Other expenditure	747,828	178,626	328,495	149,870	83.9
Gozo/Comino	76,539	17,371	27,968	10,597	61.0
Package	14,634	1,919 ^u	2,748	-	-
Non-package	31,824	6,853	12,166	5,313	77.5
Travel ticket	16,151	3,358	5,429	2,071	61.7
Accommodation	15,672	3,495	6,737	3,241	92.7
Other expenditure	30,082	8,599	13,054	4,455	51.8
<i>Twin centre destination</i> ³	84,774	17,041	44,742	27,701	162.6
Malta and Gozo/Comino	84,774	17,041	44,742	27,701	162.6
Package	6,710	1,003 ^u	2,434	-	-
Non-package	44,385	8,002	21,932	13,930	174.1
Travel ticket	18,471	3,097	6,924	3,827	123.6
Accommodation	25,915	4,906	15,008	10,102	205.9
Other expenditure	33,679	8,036	20,376	12,341	153.6

¹ Refer to methodological notes 5 and 6.

² Single centre destination includes inbound tourism trips with overnight stays in one region only.

³ Twin centre destination includes inbound tourism trips with combined overnight stays in both Malta and Gozo and Comino regions.

Notes:

1. Totals may not add up due to rounding.
2. Expenditure estimates are rounded to the nearest thousand Euro.
3. MALTA gives the sum of residents of Malta and Gozo and Comino regions.

Source: Inbound Tourism Survey (Tourstat), NSO

Methodological Notes

1. This release focuses on domestic and inbound tourism overnight stays. Users should be aware that domestic same-day visits and overnight stays within the same region of origin, such as, day-trips to Gozo and Comino region and weekend breaks in Malta region by Malta residents, are not included within the scope of this news release. Domestic tourism excludes individuals aged 0 to 14 years. Regional flows of inbound tourism exclude same-day visits across regions and classify trips into two components: single centre destination and twin centre destination.
2. In 2014, the National Statistics Office has introduced a new tool to measure National Tourism to satisfy the concepts and definitions as outlined by Eurostat. The collection consists of tourism demand data on domestic and outbound trips as required by Regulation (EC) No. 692/2011 of the European Parliament and of the Council concerning statistics on tourism statistics. The Regulation aims at giving a complete and comprehensive picture of tourism in Europe and allows the comparability of results with other EU member states. Data is collected via a quarterly Computer-Assisted Telephone Interviewing (CATI) survey.
3. In view of the COVID-19 situation, prohibition of non-essential travel between Malta and Gozo came into effect on 03 April 2020 and was lifted on 04 May 2020 (L.N. 118 of 2020: Public Health Act (Cap. 465); Mandatory Non-essential Travel between Malta and Gozo Order, 2020. (<https://legislation.mt/eli/ln/2020/118/eng>))
4. Inbound tourism trips are collected from an ongoing frontier national survey known as Tourstat. Tourist air departures are collected through a continuous survey carried out at the departure lounge of the Malta International Airport. A two-stage sampling design is used to collect air passengers. In the first stage, alternate days and nights are selected. In the second stage, within each shift, a sample of passengers is selected systematically. Every crossing air passenger is counted and respondents are selected using a pre-defined interval of 1:20, with the exception of July 2020 and the period October to December 2020, where the pre-defined interval was 1:10. Tourist sea departures data is supplemented by administrative data provided by ferry operators. Tourstat measures the number of tourist trips carried out during a reference period. 'Tourist trips' differs from the 'number of tourists' such that the same person can undertake more than one trip during a reference period.
5. In view of the COVID-19 situation, the Tourstat survey was suspended between 12 March and 30 June 2020. Statistical methods were applied to cover the period from 13 March to 20 March 2020, when scheduled passenger flights were still in operation.
6. Malta International Airport reopened on 1 July 2020. The first group of destinations that reopened for travel comprised: Germany, Austria, Italy, France, Spain, Poland, Cyprus, Switzerland, Iceland, Slovakia, Norway, Denmark, Hungary, Finland, Ireland, Lithuania, Latvia, Estonia, Luxembourg, Czech Republic, Greece and Croatia. Restrictions on all other flight destinations were lifted on 15 July 2020.
7. Owing to the UK's exit from the European Union (with effect from 01 February 2020), UK data is statistically classified as Non-EU from February 2020.
8. Absolute and percentage changes between one survey estimate and another based on less than 1,500 tourists should be treated with caution and are represented in this news release by means of the dash symbol (-).
9. The monthly passenger departures data published by the Malta International Airport cannot be equated to the number of inbound tourists because the former is inclusive of departing Maltese and transit passengers.
10. Arrivals and nights spent in time-share accommodation are being categorised in 'Non-rented Accommodation' instead of 'Collective Accommodation' as per Eurostat recommendation. In this regard, there may be minor differences in these statistics and statistics published in tourism supply due to the fact that hotels report time-share accommodation under 'Collective Accommodation'.
11. Prior to comparing and interpreting differences between demand-side (based on Tourstat) and supply-side (based on Accomstat) tourism statistics, users are strongly advised to consult concept 15.4 of the NSO's metadata file (<https://metadata.nso.gov.mt/reports.aspx?id=37#>).
12. **Definitions:**
 - **Usual Environment:** The geographical area, though not necessarily a continuous one, within which an individual conducts his regular life routines and shall be determined on the basis of the following criteria: the crossing of administrative borders or the distance from the place of usual residence, the duration of visit, the frequency of visit, the purpose of visit.
 - **Residents:** A person is considered to be a resident of Malta/Gozo and Comino if:
 - a. S/he has lived for most of the past 12 months in Malta/Gozo and Comino;
 - b. S/he has lived in Malta/Gozo for less than 12 months but intends to return within a year to settle here.
 - **Traveller:** A person who moves between different geographic locations, for any purpose and any duration.
 - **Visitor:** The three fundamental criteria used to distinguish visitors from travellers are:
 - a. **The trip should be to a place other than that of the usual environment**, which would exclude short-distance local transport and commuting, i.e. more or less regular trips between the place of work/study and the place of residence;
 - b. **The stay in the place visited should not last more than twelve consecutive months**, beyond which the visitor would become a resident of that place (from the statistical standpoint);
 - c. **The main purpose of the visit should be other than the exercise of an activity remunerated from within the place visited**, which would exclude migratory movements for work purposes.
 - **Tourist:** A visitor who stays at least one night in collective or private accommodation in the place/country visited.
 - **Domestic tourism:** comprises the activities of a resident visitor within the country, i.e. Maltese residents visiting Gozo and Comino and vice versa and staying for not more than 12 consecutive months for personal, business or other purposes.

- **Inbound tourism:** comprises the activities of non-resident visitors travelling to MALTA (i.e. outside their usual environment), and staying for not more than 12 consecutive months for personal, business or other purposes.
- **Single centre destination:** refers to inbound tourism trips with overnight stays in one region only.
- **Twin centre destination:** refers to inbound tourism trips with combined overnight stays in two regions, i.e., Malta and Gozo and Comino regions.
- **Total nights spent:** nights which a guest actually spends or is registered to spend in a collective accommodation establishment or in a private accommodation.
- **Average length of stay:** the number of nights spent divided by the number of trips during a specified reference period.
- **Rented accommodation:** consists of the following two sub-categories:
 - a. **Collective accommodation:** comprises hotels, guesthouses, hostels, tourist villages, holiday complex, Bed & Breakfast and campsites.
 - b. **Other rented accommodation:** comprises holiday furnished premises (farmhouses, flats and villas), host families, marinas, paid-convents, rented yachts and student dormitories.
- **Non-rented accommodation:** comprises own private residence (owned dwellings, owned caravans and yachts), staying with friends or relatives (even if charged - includes also friends' private apartments) and other private accommodation (oil rig, free-convents or timeshare, etc.).
- **Total expenditure:** refers to the amount that is going to be paid for the acquisition of consumption goods and services, as well as valuables during tourism trips. It includes expenditures by visitors themselves, as well as expenses that are paid for or reimbursed by others.
 - a. **Package expenditure:** refers to the whole amount of money spent on transport, accommodation and other services such as rental of a car, activities or outings during the trip.
 - b. **Non-Package expenditure:** is the amount of money spent on transport and accommodation reported separately.
 - c. **Other expenditure:** is the amount spent on shopping, souvenirs, tickets for concerts or a sport event, entrance to a museum or zoo and day excursions during a tourism trip. It also includes durables and valuable goods, that is, the amount spent on cars, computers, paintings, jewellery and works of art.

13. Due to the COVID-19 situation the following tourism-related chronology of events happened during 2020 in Malta:

28th February	People flying in from Italy, China (including Hong Kong, Singapore, Japan, Iran, South Korea) from 26th February onwards needed to stay in quarantine for 14 days upon arrival.
8th March	Flights from/to Milan were suspended.
10th March	Flights from/to Italy were suspended.
10th March	The last Cruise call.
11th March	Flights from/to France, Switzerland, Germany, Spain, were suspended.
11th March	People flying in from France, Switzerland, Germany, Spain, needed to stay in quarantine for 14 days upon arrival.
13th March	All people flying in from all destinations needed to stay in quarantine for 14 days upon arrival.
18th March	The last Virtu' Ferries service for passengers between Malta and Sicily.
21st March	All flights from/to all destinations were suspended.
3rd April	Prohibition of non-essential travel between Malta and Gozo.
4th May	Restrictions of non-essential travel between Malta and Gozo were lifted.
1st July	Re-opening of Malta International Airport. The first group of destinations that reopened for travel comprised: Germany, Austria, Italy, France, Spain, Poland, Cyprus, Switzerland, Iceland, Slovakia, Norway, Denmark, Hungary, Finland, Ireland, Lithuania, Latvia, Estonia, Luxembourg, Czech Republic, Greece and Croatia.
15th July	Restrictions on all other flight destinations were lifted.
21st August	First cruise liner call since March 2020.

Sources: Malta Tourism Authority, Virtu' Ferries, Transport Malta and Valletta Cruise Port, L.N. 118 of 2020: Public Health Act (Cap. 46).

14. The nomenclature of territorial units for statistics (NUTS) provides a single, uniform breakdown of the economic territory of the European Union. The NUTS is the territorial classification for the compilation of regional statistics. The economic territory of a

	NUTS 0	NUTS 1	NUTS 2	NUTS 3
MALTA	MT	MT0	MT00	MT000
Malta				MT001
Gozo and Comino				MT002
Extra-regio		MTZ	MTZZ	MTZZZ

The regional territory includes the region that is part of the geographic territory of a country and any free zones, including bonded warehouses and factories under customs control in the region. The extra-regio territory is made up of parts of the economic territory of a country that cannot be attached directly to a single region.

15. More information relating to this news release may be accessed at:

Sources and Methods:

https://nso.gov.mt/en/nso/Sources_and_Methods/Unit_C3/Tourism_Statistics/Pages/TOURSTAT-Survey.aspx

https://nso.gov.mt/en/nso/Sources_and_Methods/Unit_C3/Tourism_Statistics/Pages/National-Tourism-Survey.aspx

Statistical Concepts: <https://metadata.nso.gov.mt/concepts.aspx>

Metadata:

<https://metadata.nso.gov.mt/reports.aspx?id=37>

<https://metadata.nso.gov.mt/reports.aspx?id=203>

16. References to this news release are to be cited appropriately.

17. A detailed news release calendar is available on:

https://nso.gov.mt/en/News_Releases/Release_Calendar/Pages/News-Release-Calendar.aspx

European statistics data on domestic tourism are available at:

[EUROSTAT Website/Homepage/Statistics Database](https://ec.europa.eu/eurostat/tgm/table.do?tab=table&init=1&language=en&plugin=1)

Data Navigation Tree

>Database by themes

>Industry, trade and services

>Tourism (t_tour)

>Annual data on trips of EU residents (t_tour_dem)

For further assistance send a request from:

<http://nso.gov.mt/en/Services/Pages/Request-for-Information.aspx>