

Total outbound tourists for the third quarter in 2022 were estimated at 180,864, while total nights spent amounted to 1,343,223.

Outbound Tourism: Q3/2022

July-September 2022

During the quarter under review, a total of 125,101 outbound tourist trips were undertaken for holiday purposes, followed by 34,456 trips for visiting friends and relatives. Most outbound tourists were aged between 25 and 44 years (44.0 per cent), followed by those within the 45-64 age bracket (27.9 per cent) (Table 1). Italy remained the most popular destination, with a share of 37.0 per cent of total tourist trips (Table 6).

The largest share of guest nights (56.3 per cent) was spent in rented accommodation establishments (Table 3). The average length of stay of total outbound tourists stood at 7.4 nights.

Total expenditure by outbound tourists between July and September almost reached €169.2 million, equivalent to an average of €935 per person (Tables 4 and 5).

January-September 2022

Total outbound tourist trips between January and September 2022 numbered 408,143 (Table 7), while total nights spent by outbound tourists surpassed 2.9 million nights (Table 9). In addition, total estimated outlay by resident tourists stood at €351.5 million (Table 10) ■

Chart 1. Total outbound tourists

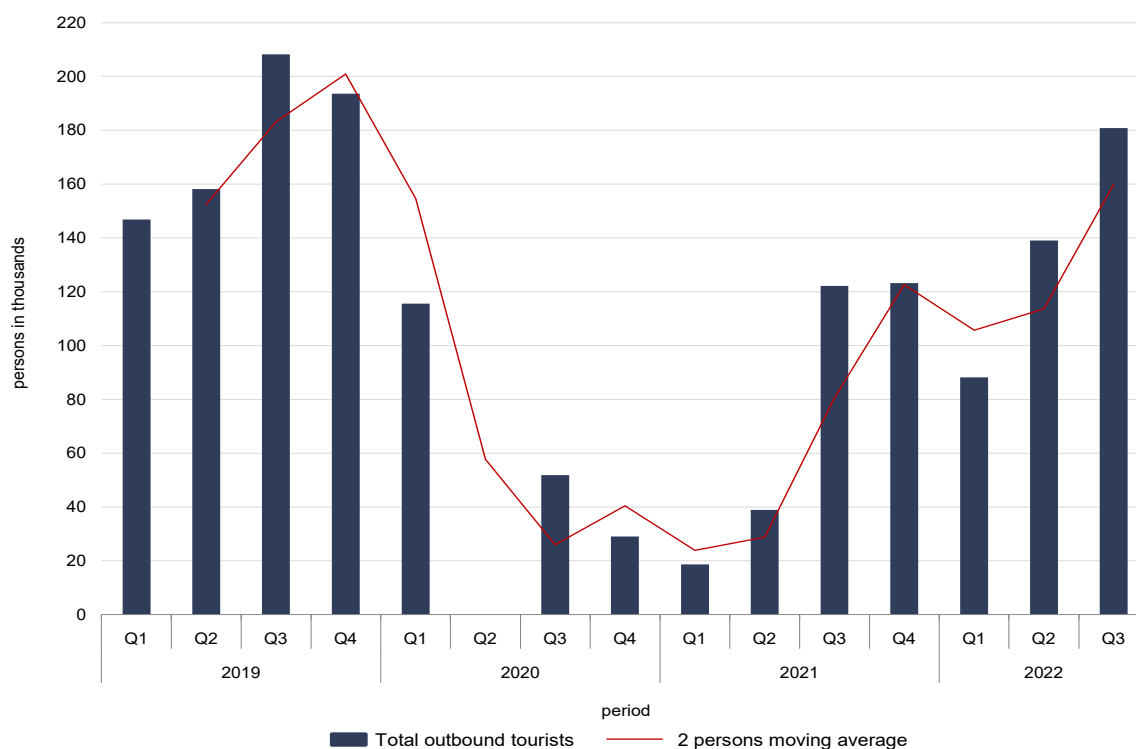


Table 1. Profile of outbound tourists by period of departure

Characteristics	July-September			
	2019	2020 ¹	2021	2022
Outbound tourists	208,206	51,855	122,163	180,864
Mode and type of travel				
Air	197,407	45,394	109,940	168,366
Low-cost airlines	85,723	25,982	68,158	88,045
Other airlines	111,684	19,412	41,782	80,321
Sea	10,799	6,460	12,223	12,498^P
Sex				
Males	112,862	31,207	66,636	93,683
Females	95,344	20,647	55,527	87,182
Age group				
0-24	40,443	8,963	21,988	34,364
25-44	91,578	29,313	61,207	79,671
45-64	57,682	11,541	32,493	50,451
65 or more	18,502	2,038	6,475	16,378
Final destination²				
EU	178,941	44,509	98,104	140,695
of which: Euro area	127,017	39,509	86,551	125,482
Non-EU	29,265	7,345	24,059	40,170
Purpose of visit				
Holiday	141,969	16,540	61,936	125,101
Visiting relatives and friends	39,077	27,120	41,986	34,456
Business and professional	18,608	3,770	9,120	11,892
Other (including educational, religious and health tourism)	8,552	4,425	9,121	9,416
Organisation of stay				
Package	43,929	1,834 ^u	8,174	31,637
Non-package	164,277	50,021	113,988	149,227
Duration of visit				
1-3 nights	42,702	13,341	31,840	41,720
4-6 nights	63,015	10,640	35,669	63,839
7 nights or more	102,489	27,873	54,654	75,305
Average length of stay (nights)	7.3	10.7	8.6	7.4

^P Data for July-September 2022 is provisional since it is an estimation resulting from delayed data communication from the source.

^u Under represented - between 20 and 49 sample observations.

¹ Refer to methodological note 6.

² Refer to methodological notes 7.

Note: Totals may not add up due to rounding.

Table 2. Outbound tourists by period of departure and type of accommodation

Type of accommodation	July-September			
	2019	2020 ¹	2021	2022
Rented accommodation	156,156	20,299	70,788	135,750
Collective	119,678	15,864	55,688	105,656
Other rented	36,478	4,435	15,100	30,094
Non-rented accommodation	52,050	31,556	51,375	45,114
Total tourists	208,206	51,855	122,163	180,864

¹ Refer to methodological note 6

Note: Totals may not add up due to rounding.

Table 3. Total nights spent by outbound tourists by period of departure and type of accommodation

Type of accommodation	July-September			
	2019	2020 ¹	2021	2022
Rented accommodation	960,171	132,951	369,597	756,857
Collective	698,284	86,489	270,231	563,624
Other rented	261,887	46,462	99,366	193,233
Non-rented accommodation	560,190	420,157	675,461	586,366
Total nights	1,520,361	553,109	1,045,058	1,343,223

¹ Refer to methodological note 6.

Note: Totals may not add up due to rounding.

Chart 2. Average length of stay by year and type of accommodation: July-September

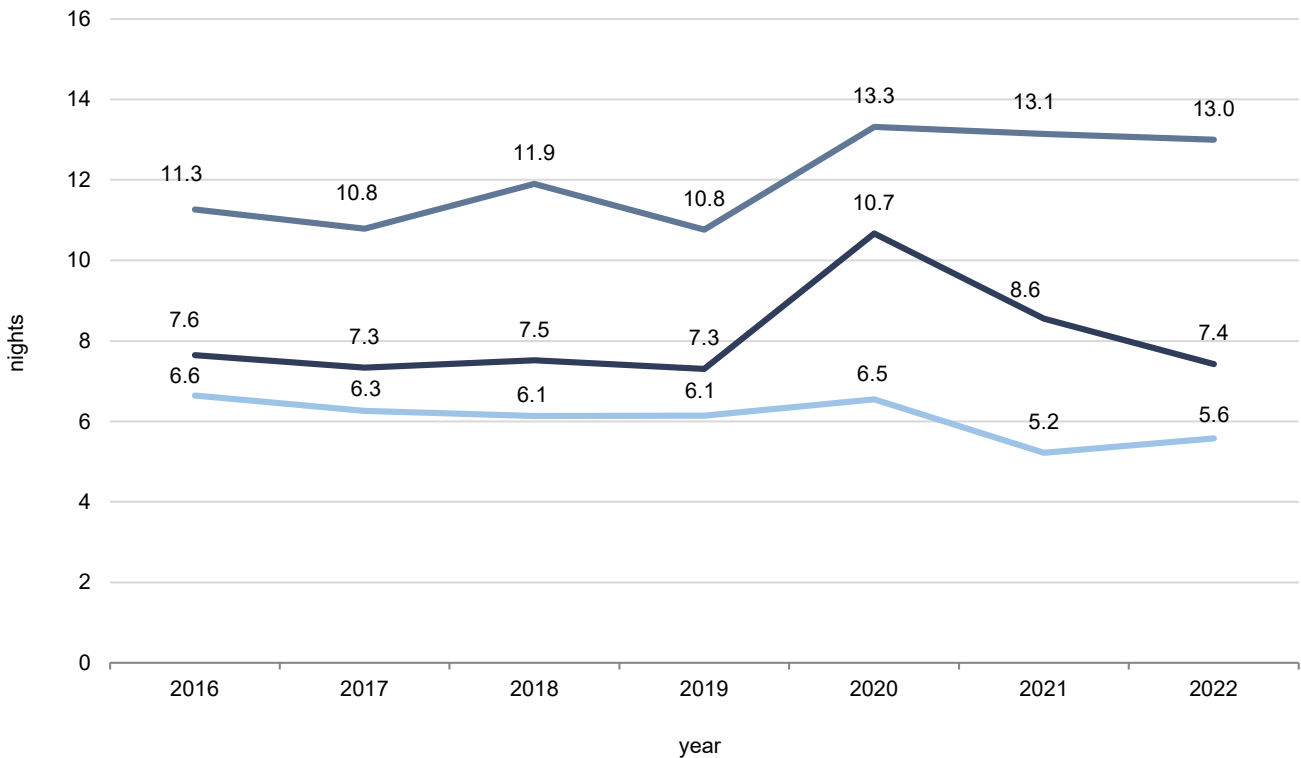


Table 4. Total expenditure by outbound tourists by period of departure and expenditure category

€000

Expenditure category	July-September			
	2019	2020 ¹	2021	2022
Package	38,534	985^u	5,758	25,256
Non-package	68,902	11,745	34,055	62,235
Air/sea fares	33,688	6,437	17,370	31,222
Accommodation	35,214	5,308	16,685	31,012
Other expenditure	94,087	22,519	58,743	81,697
Total expenditure	201,523	35,249	98,556	169,187

^u Under represented - between 20 and 49 sample observations.

¹ Refer to methodological note 6.

Notes:

1. Expenditure estimates are rounded to the nearest thousand Euro.
2. Totals may not add up due to rounding.

Table 5. Average expenditure per capita and per night by outbound tourists by period of departure and expenditure category

€

Expenditure category	July-September							
	per capita				per night			
	2019	2020 ¹	2021	2022	2019	2020 ¹	2021	2022
Package	877	537^u	704	798	132	145^u	141	135
Non-package	418	235	298	415	56	21	34	54
Air/sea fares ²	204	129	152	208	n/a	n/a	n/a	n/a
Accommodation	311	265	264	286	52	37	50	50
Other expenditure	452	434	481	452	62	41	56	61
Total	968	680	807	935	133	64	94	126

^u Under represented - between 20 and 49 sample observations.

¹ Refer to methodological note 6.

Note: n/a: not applicable

Chart 3a. Total expenditure per capita by outbound tourists: July-September

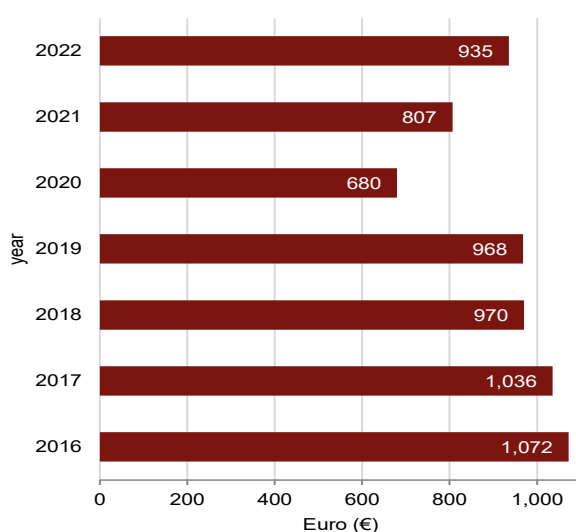


Chart 3b. Total expenditure per night by outbound tourists: July-September

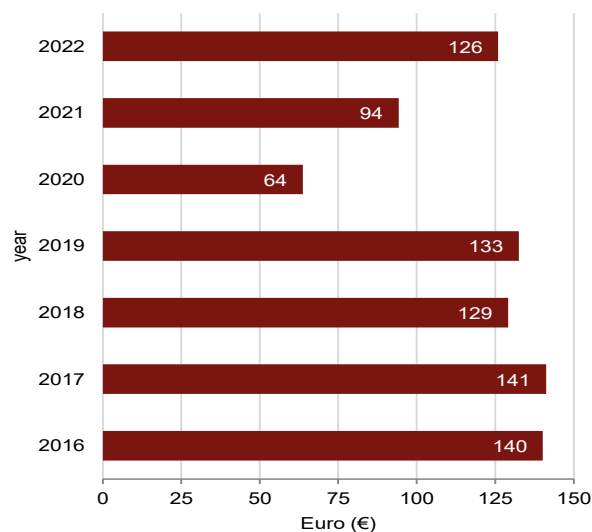


Table 6. Outbound tourists, nights spent and total expenditure by period of departure and final destination

Final destination ²	July-September			
	2019	2020 ¹	2021	2022
Tourists				
EU	178,941	44,509	98,104	140,695
<i>of which:</i>				
France	10,854	2,040	3,951	13,250
Germany	12,769	3,115	4,446	6,661
Italy	61,504	24,125	51,157	66,911
Netherlands	4,327	753 ^u	2,207 ^u	2,887
Spain	12,787	2,734	8,230	9,550
United Kingdom	32,354	n/a	n/a	n/a
Non-EU	29,265	7,345	24,059	40,170
<i>of which:</i>				
United Kingdom	n/a	3,193	10,316	16,503
Total	208,206	51,855	122,163	180,864
Nights				
EU	1,180,655	411,919	708,073	871,152
<i>of which:</i>				
France	67,035	22,077	30,511	79,536
Germany	88,220	28,527	36,943	52,829
Italy	343,731	166,384	290,875	340,161
Netherlands	28,430	6,123 ^u	21,629 ^u	20,418
Spain	89,149	27,849	59,822	68,511
United Kingdom	227,061	n/a	n/a	n/a
Non-EU	339,706	141,190	336,985	472,071
<i>of which:</i>				
United Kingdom	n/a	57,765	103,699	147,140
Total	1,520,361	553,109	1,045,058	1,343,223
Total Expenditure (€000)				
EU	157,220	27,882	72,687	116,535
<i>of which:</i>				
France	9,735	1,650	3,156	12,617
Germany	13,721	2,066	3,512	7,110
Italy	45,578	13,255	32,556	46,561
Netherlands	5,036	464 ^u	2,247 ^u	2,977
Spain	12,908	1,526	6,672	9,141
United Kingdom	28,692	n/a	n/a	n/a
Non-EU	44,303	7,368	25,868	52,652
<i>of which:</i>				
United Kingdom	n/a	2,577	8,717	17,020
Total	201,523	35,249	98,556	169,187

^u Under represented - between 20 and 49 sample observations.

¹ Refer to methodological note 6.

² Refer to methodological notes 7 and 8.

Notes:

1. n/a: not applicable.
2. Expenditure estimates are rounded to the nearest thousand Euro.
3. Totals may not add up due to rounding.

**Chart 4. Average expenditure per capita by final destination of outbound tourists:
July-September 2022**

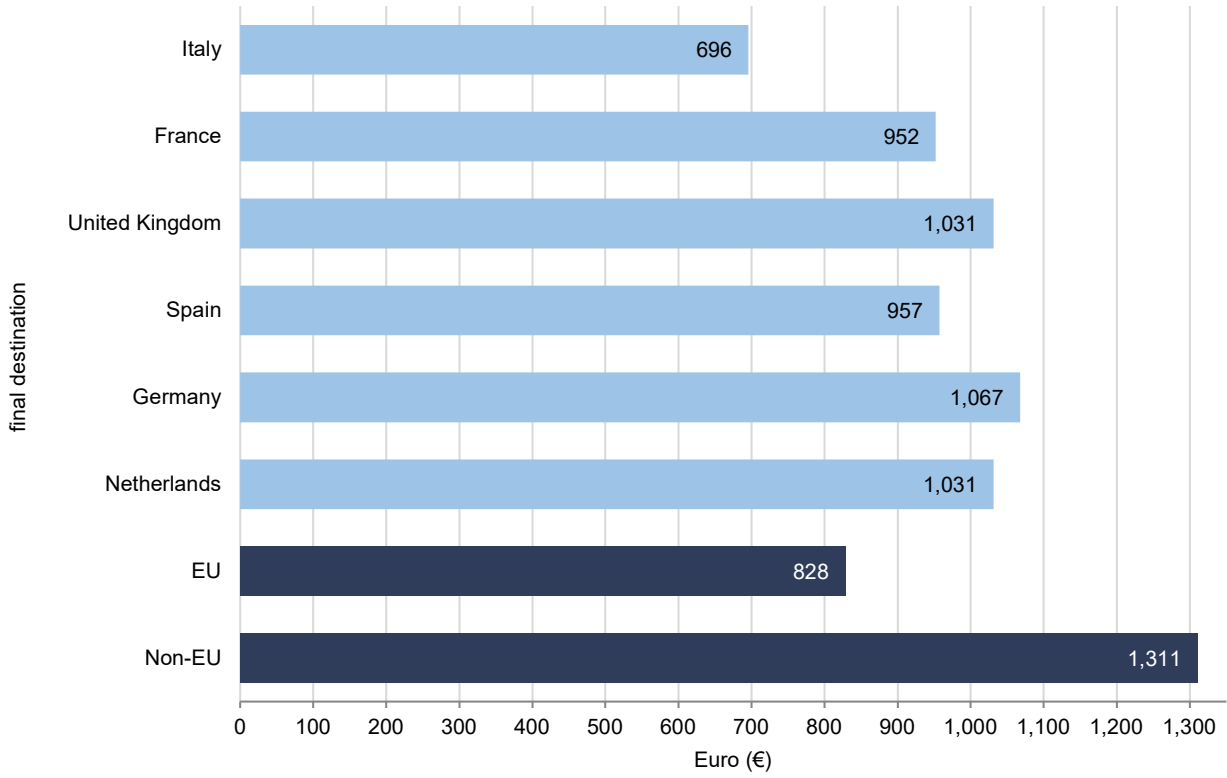


Table 7. Profile of outbound tourists by period of departure

Characteristics	January-September			
	2019	2020 ¹	2021	2022
Outbound tourists	513,207	167,427	179,847	408,143
Mode and type of travel				
Air	491,025	157,283	162,913	381,867
Low-cost airlines	239,981	90,476	86,104	218,940
Other airlines	251,044	66,807	76,809	162,927
Sea	22,182	10,144	16,933	26,276^P
Sex				
Males	283,213	96,590	103,776	220,132
Females	229,994	70,838	76,071	188,010
Age group				
0-24	87,800	27,629	30,146	69,832
25-44	245,655	84,986	94,447	197,754
45-64	138,670	44,986	45,984	109,635
65 or more	41,082	9,826	9,270	30,922
Final destination²				
EU	446,867	119,670	140,050	311,853
of which: Euro area	308,451	105,396	122,028	276,096
Non-EU	66,341	47,757	39,797	96,289
Purpose of visit				
Holiday	315,008	82,955	74,099	242,753
Visiting relatives and friends	106,237	54,881	72,801	102,273
Business and professional	66,772	21,085	17,061	38,635
Other (including educational, religious and health tourism)	25,190	8,505	15,885	24,481
Organisation of stay				
Package	75,722	13,227	10,131	45,909
Non-package	437,485	154,200	169,715	362,233
Duration of visit				
1-3 nights	152,400	59,389	44,104	120,534
4-6 nights	165,210	48,841	44,690	139,053
7 nights or more	195,598	59,197	91,052	148,555
Average length of stay (nights)	6.5	7.3	10.4	4.7

^P Data for May-September 2022 is provisional since it is an estimation resulting from delayed data communication from the source.

¹ Refer to methodological note 6.

² Refer to methodological notes 7 and 8.

Note: Totals may not add up due to rounding.

Table 8. Outbound tourists by period of departure and type of accommodation

Type of accommodation	January-September			
	2019	2020 ¹	2021	2022
Rented accommodation	369,780	97,443	91,055	278,598
Collective	292,993	76,865	70,853	219,651
Other rented	76,787	20,577	20,203	58,948
Non-rented accommodation	143,428	69,984	88,791	129,544
Total tourists	513,207	167,427	179,847	408,143

¹ Refer to methodological note 6.

Note: Totals may not add up due to rounding.

Table 9. Total nights spent by outbound tourists by period of departure and type of accommodation

Type of accommodation	January-September			
	2019	2020 ¹	2021	2022
Rented accommodation	1,993,492	482,815	523,129	1,429,050
Collective	1,489,501	349,962	364,307	1,055,367
Other rented	503,991	132,854	158,821	373,683
Non-rented accommodation	1,348,800	743,231	1,353,048	1,519,317
Total nights	3,342,291	1,226,046	1,876,177	2,948,368

¹ Refer to methodological note 6.

Note: Totals may not add up due to rounding.

Table 10. Total expenditure by outbound tourists by period of departure and expenditure category

€000

Expenditure category	January-September			
	2019	2020 ¹	2021	2022
Package	59,568	6,579	7,592	37,208
Non-package	162,354	42,864	53,185	129,184
Air/sea fares	81,118	23,888	30,550	66,077
Accommodation	81,235	18,976	22,635	63,107
Other expenditure	224,210	67,138	90,407	185,091
Total expenditure	446,132	116,581	151,183	351,484

¹ Refer to methodological note 6.

Notes:

1. Expenditure estimates are rounded to the nearest thousand Euro.
2. Totals may not add up due to rounding.

Table 11. Average expenditure per capita and per night by outbound tourists by period of departure and expenditure category

€

Expenditure category	January-September							
	per capita				per night			
	2019	2020 ¹	2021	2022	2019	2020 ¹	2021	2022
Package	787	497	749	810	129	119	131	138
Non-package	370	278	313	355	56	37	29	48
Air/sea fares ²	185	155	180	182	n/a	n/a	n/a	n/a
Accommodation	273	216	277	264	52	42	48	50
Other expenditure	437	401	503	453	67	55	48	63
Total	869	696	841	861	133	95	81	119

¹ Refer to methodological note 6.

Note: n/a: not applicable

Table 12. Outbound tourists, nights spent and total expenditure by period of departure and final destination

Final destination ¹	January-September			
	2019	2020 ²	2021	2022
Tourists				
Austria	9,488	3,275	2,317	6,859
Belgium	11,569	4,724	2,888	6,512
Bulgaria	7,360	2,993	4,537	6,231
France	21,741	5,997	6,125	24,436
Germany	26,817	9,442	6,409	13,092
Greece	8,556	3,159	7,226	12,651
Hungary	7,898	3,247	3,075	8,000
Ireland	4,675	1,752 ^u	1,462 ^u	4,045
Italy	155,991	58,016	72,850	153,738
Netherlands	12,500	3,974	3,457	7,786
Poland	11,377	3,602	3,871	6,846
Scandinavia*	10,501	2,457	4,056	6,513
Romania	4,865	1,331 ^u	1,627 ^u	3,195
Spain	33,691	8,611	11,715	25,266
Switzerland	5,900	1,859 ^u	1,301 ^u	4,444
Turkey	6,437	2,749	7,453	11,482
United Kingdom	93,384	26,655	13,171	42,742
USA	4,285	:	:	2,627
Other	76,170	22,971	25,844	61,677
Total	513,207	167,427	179,847	408,143
Nights				
Austria	54,415	25,925	20,113	38,910
Belgium	49,292	23,487	38,475	40,269
Bulgaria	65,991	32,724	67,183	58,211
France	123,004	40,101	65,307	143,911
Germany	156,767	59,954	61,985	99,519
Greece	60,919	28,539	61,867	84,679
Hungary	54,322	25,891	31,632	51,840
Ireland	31,422	16,768 ^u	15,354 ^u	30,000
Italy	784,192	301,225	467,620	731,984
Netherlands	72,923	23,678	38,013	51,108
Poland	71,424	27,471	42,172	51,580
Scandinavia*	85,398	32,236	57,574	64,800
Romania	48,419	16,998 ^u	22,591 ^u	37,234
Spain	196,129	55,633	96,704	157,948
Switzerland	36,661	15,690 ^u	21,284 ^u	28,854
Turkey	51,917	24,545	73,948	95,884
United Kingdom	577,723	192,745	174,198	355,172
USA	57,471	:	:	33,433
Other	763,901	273,774	509,230	793,033
Total	3,342,291	1,226,046	1,876,177	2,948,368
Expenditure (€000)				
Austria	8,004	2,425	1,784	5,272
Belgium	7,691	2,661	2,601	4,951
Bulgaria	5,224	2,140	3,678	3,824
France	18,251	4,545	5,082	21,618
Germany	24,183	6,292	4,911	13,204
Greece	6,888	2,331	6,626	10,316
Hungary	5,810	2,009	2,179	5,740
Ireland	4,246	1,140 ^u	1,395 ^u	4,013
Italy	103,026	31,274	44,636	97,723
Netherlands	12,551	3,089	3,412	6,894
Poland	8,315	2,314	2,999	4,613
Scandinavia*	9,717	2,007	3,698	6,534
Romania	3,809	1,146 ^u	1,795 ^u	2,528
Spain	28,544	4,972	9,255	21,165
Switzerland	6,679	1,579 ^u	1,260 ^u	5,321
Turkey	7,662	3,098	8,950	17,139
United Kingdom	77,406	19,606	12,075	39,653
USA	11,305	:	:	6,200
Other	96,820	22,759	33,779	74,776
Total	446,132	116,581	151,183	351,484

: Unreliable - less than 20 sample observations.

^u Under represented - between 20 and 49 sample observations.

* Denmark, Finland, Norway and Sweden

¹ Refer to methodological note 8.

² Refer to methodological note 6.

Notes:

1. Expenditure estimates are rounded to the nearest thousand Euro.
2. Totals may not add up due to rounding.

Methodological Notes

1. This release focuses on outbound tourism, which comprises the activities of Maltese residents travelling to, and staying in places outside Malta (i.e. outside their usual environment), and staying for not more than 12 consecutive months for personal, business or other purposes.
2. Data on outbound tourism trips are collected from an ongoing frontier national survey known as Tourstat. Tourist air departures are collected through a continuous survey carried out at the departure lounge of the Malta International Airport. A two-stage sampling design is used to collect data on air passengers. In the first stage, alternate days and nights are selected. In the second stage, within each shift, a sample of passengers is selected systematically. Every crossing air passenger is counted and respondents are selected using a pre-defined interval of 1:20.
3. Tourist sea departures are collected through a regular survey conducted during three separate months every year at the Valletta Cruise Port. A quota sample is used to conduct sea passenger departures in which survey interviewers are guided to select people according to some fixed quota. Survey data is supplemented by administrative data provided by ferry operators.
4. Sea tourist data for the period May-September 2022 is provisional since it is an estimation resulting from delayed data communication from the source. This estimation is reflected in all the figures in this release.
5. 'Tourist trips' differs from the 'number of tourists' such that the same person can undertake more than one trip during a reference period.
6. Statistics in this News Release should be interpreted in the context of the COVID-19 situation. In view of the pandemic, the Tourstat survey was suspended between 12 March and 30 June 2020. Statistical methods were applied to cover the period from 13 March to 20 March 2020, when scheduled passenger flights were still in operation.

The following is the related chronology of events happened during 2020 in Malta:

28th February	People flying in from Italy, China (including Hong Kong), Singapore, Japan, Iran and South Korea from 26th February onwards needed to stay in quarantine for 14 days upon arrival.
8th March	Flights from/to Milan were suspended.
10th March	Flights from/to Italy were suspended.
10th March	The last cruise liner call.
11th March	Flights from/to France, Switzerland, Germany and Spain, were suspended.
11th March	People flying in from France, Switzerland, Germany and Spain, needed to stay in quarantine for 14 days upon arrival.
13th March	All people flying in from all destinations needed to stay in quarantine for 14 days upon arrival.
18th March	The last Virtu' Ferries service for passengers between Malta and Sicily.
21st March	All flights from/to all destinations were suspended.
1st July	Re-opening of Malta International Airport. The first group of destinations that reopened for travel comprised: Germany, Austria, Italy, France, Spain, Poland, Cyprus, Switzerland, Iceland, Slovakia, Norway, Denmark, Hungary, Finland, Ireland, Lithuania, Latvia, Estonia, Luxembourg, Czech Republic, Greece and Croatia.
15th July	Restrictions on all other flight destinations were lifted.
21st August	First cruise liner call since March 2020.

Sources: Malta Tourism Authority, Virtu' Ferries, Transport Malta and Valletta Cruise Port.

7. Owing to the UK's exit from the European Union (with effect from 1 February 2020), UK data is statistically classified as Non-EU from January 2020 in all tables. Comparability between comparative periods should be treated with caution.
8. Expenditure data in this release represent the budgeted expenditure of outbound tourists prior to their departure.

9. Data included in this release are based on sample data and are therefore subject to sampling error. Sampling error is measured by a quantity known as the margin of error, which in turn, expresses the variability between the true population parameters and their corresponding sample estimates. In the table below, the margin of error is used to construct a set of 95 per cent confidence intervals for the main indicators, which gives an indication of where the true population parameters lie.

Sampling variability of outbound tourism figures - Q3/2022

	Estimate	Margin of error	95% confidence interval
Outbound tourists	180,864	1,271	180,864 ± 1,271
Total nights	1,343,223	52,933	1,343,223 ± 52,933
Total expenditure (€ 000)	169,187	4,525	169,187 ± 4,525

10. **Definitions:**

- **Usual environment:** the geographical area, though not necessarily a contiguous one, within which an individual conducts his regular life routines and shall be determined on the basis of the following criteria: the crossing of administrative borders or the distance from the place of usual residence, the duration of visit, the frequency of visit and the purpose of visit.
- **Resident:** a person is considered to be a resident of Malta/Gozo if:
 - a. S/he has lived for most of the past 12 months in Malta/Gozo;
 - b. S/he has lived in Malta/Gozo for less than 12 months but intends to return within a year to settle here.
- **Traveller:** a person who moves between different geographic locations, for any purpose and any duration.
- **Visitor:** the three fundamental criteria used to distinguish visitors from travellers are:
 - a. **The trip should be to a place other than that of the usual environment**, which would exclude short-distance local transport and commuting, i.e. more or less regular trips between the place of work/study and the place of residence;
 - b. **The stay in the place visited should not last more than 12 consecutive months**, beyond which the visitor would become a resident of that place (from the statistical standpoint);
 - c. **The main purpose of the visit should be other than the exercise of an activity remunerated from within the place visited**, which would exclude migratory movements for work purposes.
- **Tourist trips:** trips with at least one overnight stay in either rented or non-rented accommodation in the place/country visited.
- **Total nights spent:** nights which a guest actually spends or is registered to spend in a rented accommodation or in a non-rented accommodation.
- **Average length of stay:** the number of nights spent divided by the number of tourists during a specified reference period.
- **Rented accommodation:** consists of the following two sub-categories:
 - a. **Collective accommodation:** comprises hotels, guesthouses, hostels, tourist villages, holiday complexes, Bed & Breakfast establishments and campsites;
 - b. **Other rented accommodation:** comprises holiday furnished premises (farmhouses, flats and villas), host families, marinas, paid-convents, rented yachts and student dormitories.
- **Non-rented accommodation:** comprises own private residence (owned dwellings, owned caravans and yachts), staying with friends or relatives (even if charged - includes also friends' private apartments) and other private accommodation (oil rig, free-convents or timeshare, etc.).
- **Total expenditure:** refers to the amount that is going to be paid for the acquisition of consumption goods and services, as well as valuables during tourism trips. It includes expenditures by visitors themselves, as well as expenses that are paid for or reimbursed by others. Maltese residents are asked to budget the expenditures which they are about to incur when travelling abroad. The total expenditure is broken down by the following expenditure categories:
 - a. **Package expenditure:** the whole amount of money spent on transport, accommodation and other services such as rental of a car, activities or outings during the trip;
 - b. **Non-Package expenditure:** the amount of money spent on transport and accommodation reported separately;

- c. **Other expenditure:** the amount spent on shopping, souvenirs, tickets for concerts or sport events, entrance to museums or zoos and day excursions during a tourism trip. It also includes durables and valuable goods, that is, the amount spent on cars, computers, paintings, jewellery and works of art.

11. More information relating to this news release may be accessed at:

Sources and methods:

https://nso.gov.mt/en/nso/Sources_and_Methods/Unit_C3/Tourism_Statistics/Pages/TOURSTAT-Survey.aspx

Statistical concepts: <https://metadata.nso.gov.mt/concepts.aspx>

Metadata: <https://metadata.nso.gov.mt/reports.aspx?id=39>

12. Statistics in this News Release should be interpreted in the context of the COVID-19 situation.

13. References to this news release are to be cited appropriately.

14. A detailed news release calendar is available on:

https://nso.gov.mt/en/News_Releases/Release_Calendar/Pages/News-Release-Calendar.aspx